



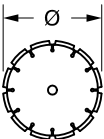
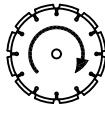
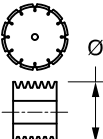
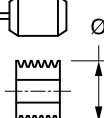
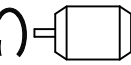
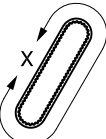
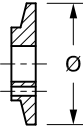
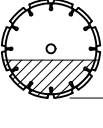
# CONCRETE SAW PARTS LIST

**MODEL  
CC6540E**

January 2014

Part #1800688

**⚠ WARNING: NEVER EXCEED THE MAXIMUM RPM STAMPED ON BLADE!**  
 Excessive speed can cause blade breakage resulting in serious personal injury or death!

CC6540E RPM CHART							
BLADE SIZE	BLADE RPM	BLADESHAFT SHEAVE	MOTOR SHEAVE	MOTOR RPM	BELT SIZE	FLANGE SIZE	MAX CUT DEPTH
20"	2,525	4"	5.6"	1,800	3VX560	4-1/2"	7-1/2"
26"	2,000	4.5"	5"				10-1/2"
30"	1,700	5"	4.75"			6"	11-3/4"
36"	1,350	5.3"	4"				14-3/4"
42" *	1,050	6.9"			3VX710	8"	16-3/4"
48" *							19-3/4"
							

\* For Reference Only (Must have Frame Extension Kit to Convert)



## WARNING

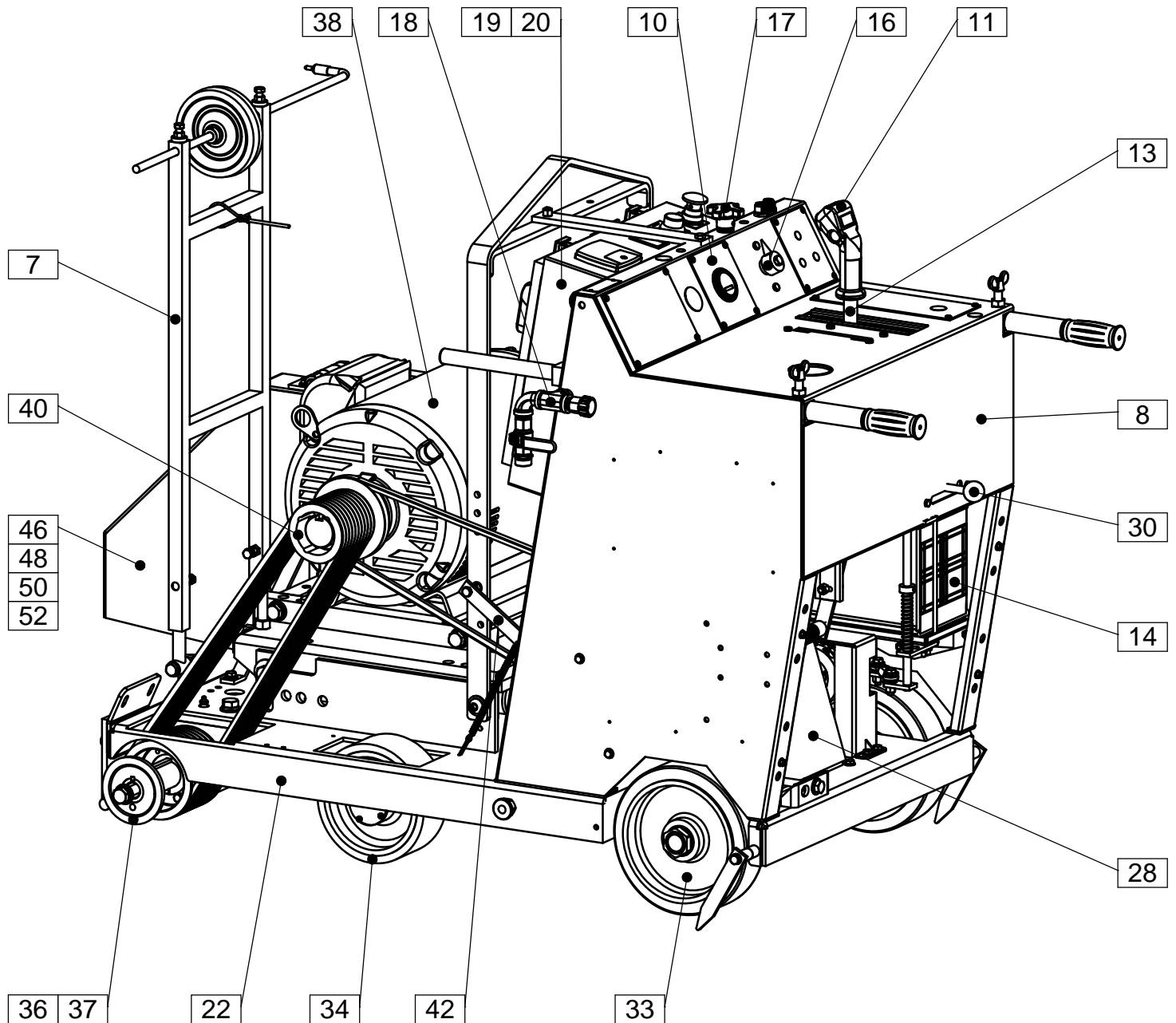


**The engine exhaust from this product contains chemicals known to the State of California to cause cancer, birth defects or other reproductive harm.**

## **Table of Contents**

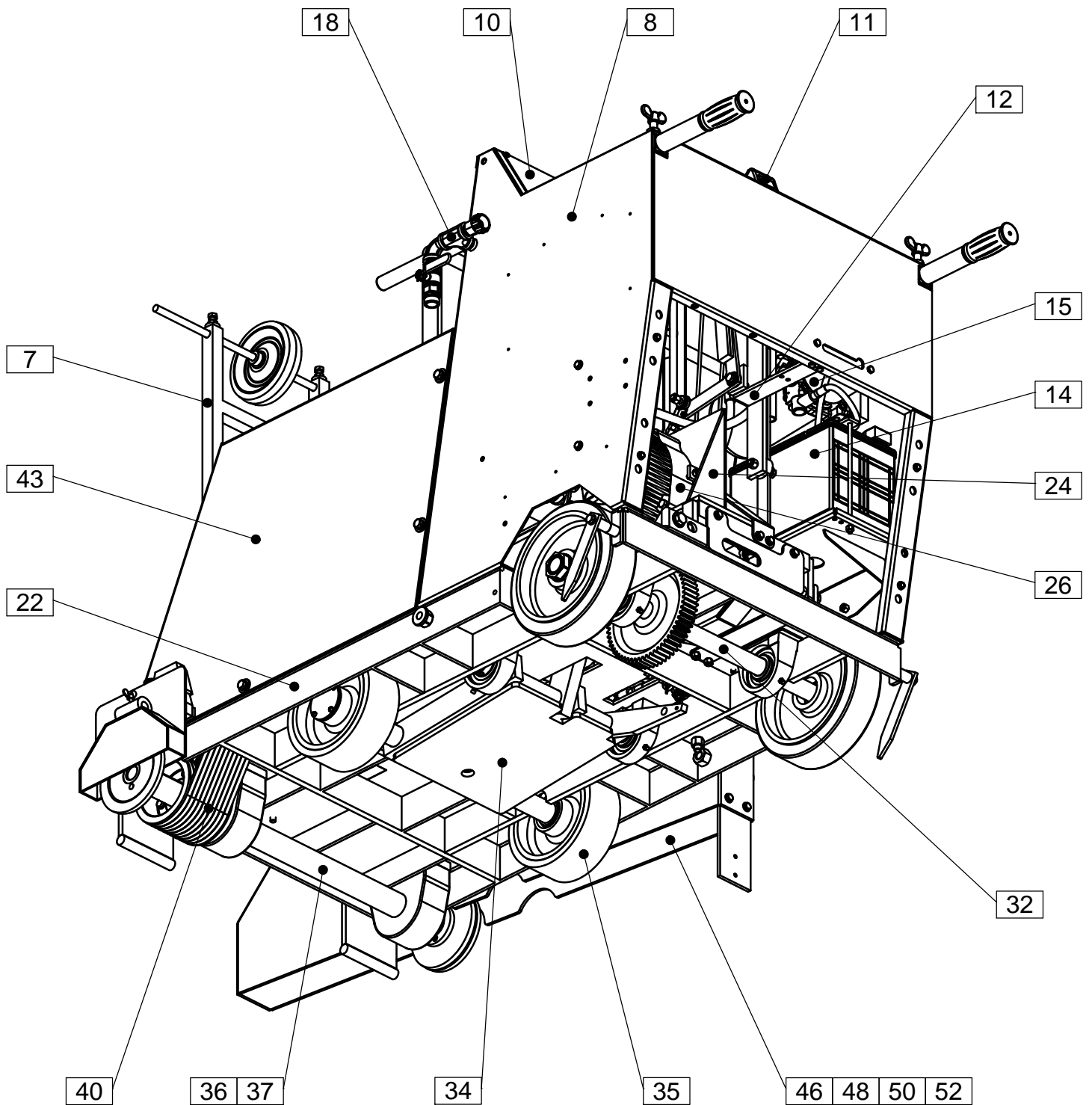
Pictorial Page Index.....	4,5	40hp Motor Mount Assembly.....	38,39
Controls Legend.....	6	40hp Belt Drive Assembly.....	40,41
Front Pointer Assembly.....	7	Idler Assembly.....	42
Frame Upright Assembly.....	8,9	Belt Guard Assembly.....	43
Instrument Panel Assembly.....	10	14" Blade Guard Assembly.....	44,45
Control Grip Assembly.....	11	20" Blade Guard Assembly.....	46,47
Control Lever Assembly (Eaton).....	12	26" Blade Guard Assembly.....	48,49
Control Lever Assembly (Sundstrand).....	13	30" Blade Guard Assembly.....	50,51
Battery Assembly.....	14	36" Blade Guard Assembly.....	52,53
Hydraulic Pump Assembly.....	15	Optional 48" Blade Guard Assembly.....	54,55
Depth Indicator Assembly.....	16	Optional 48" Blade Conversion Assembly.....	56,57
Depth Stop Assembly.....	17	Optional 48" Blade Shaft Assembly.....	58
Water Supply Assembly.....	18	Optional Water Pump Assembly.....	59
Starter Box Assembly.....	19	Optional Soft Start Unit Assembly.....	60
Starter Box Unit.....	20,21	Optional Frame Lift Assembly.....	61
Frame Base Assembly.....	22	Optional Spot Light Assembly.....	62
Hydraulic Cylinder Assembly.....	23	Optional Spot Light Assembly.....	63
Rear Drive Assembly (Eaton).....	24,25	Optional Parking Brake Assembly.....	64,65
Eaton Transmission Assembly.....	26	Optional Blade Stacking Assembly.....	66,67
Linkage Assembly.....	27	Optional Blade Spacing Assembly.....	68,69
Rear Drive Assembly (Sundstrand).....	28,29	Optional Blade Spacing Assembly.....	70,71
Free Wheeling Clutch Assembly (Sundstrand).....	30,31	Optional Speed Metering Valve Assembly.....	72
Rear Axle Assembly (Eaton / Gear).....	32	Decal Group.....	73
Rear Axle Assembly (Sundstrand / Chain).....	33	Wiring Diagram.....	74
Front Axle Assembly.....	34	Blade Speed Conversion Charts.....	75
Front Wheel Assembly.....	35	Warranty.....	76
Blade Shaft Assembly (Blades 14" - 26").....	36		
Blade Shaft Assembly (Blades 30" - 36").....	37		

## Pictorial Page Index



**Shown with Sundstrand Transmission**

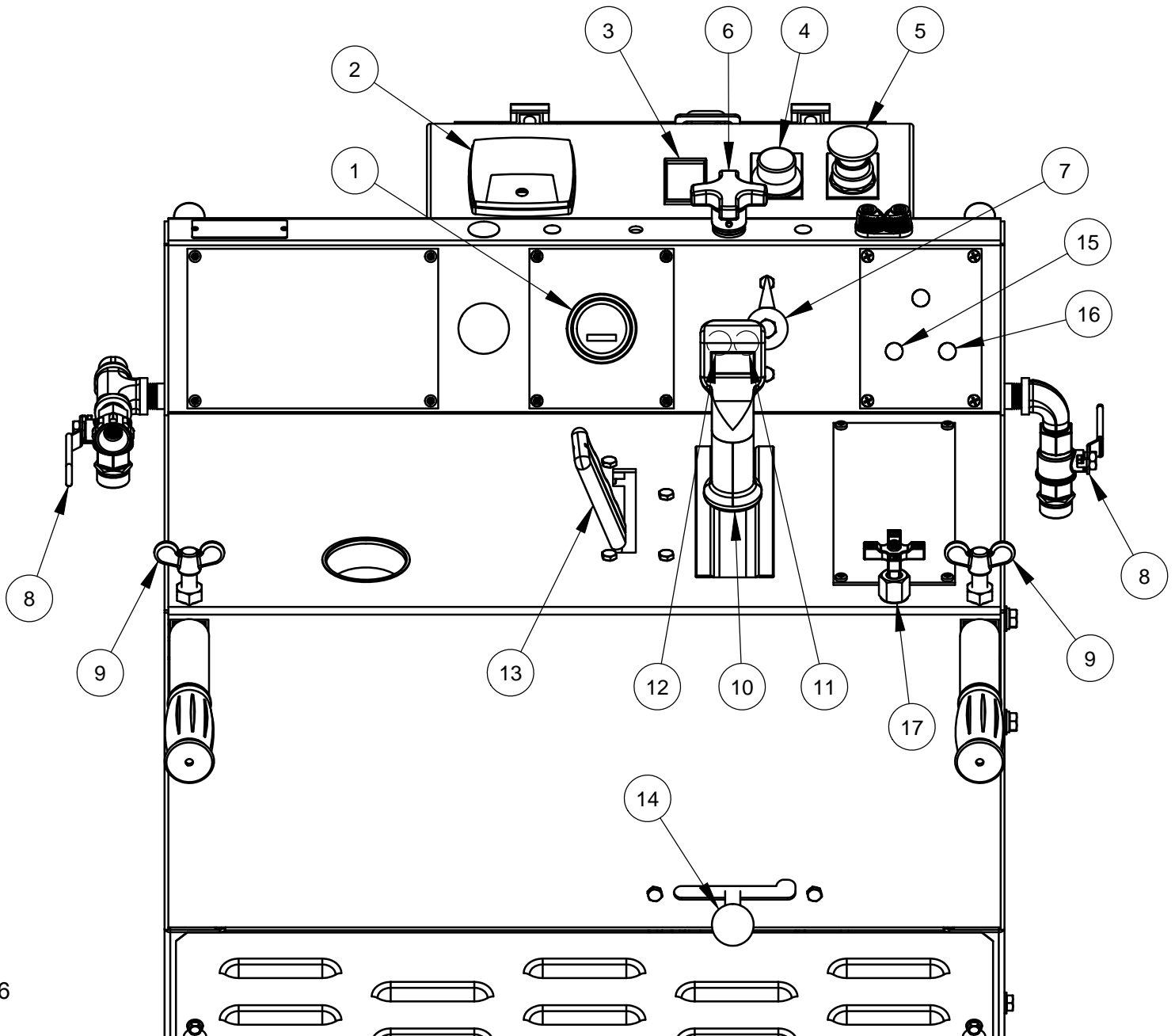
## Pictorial Page Index



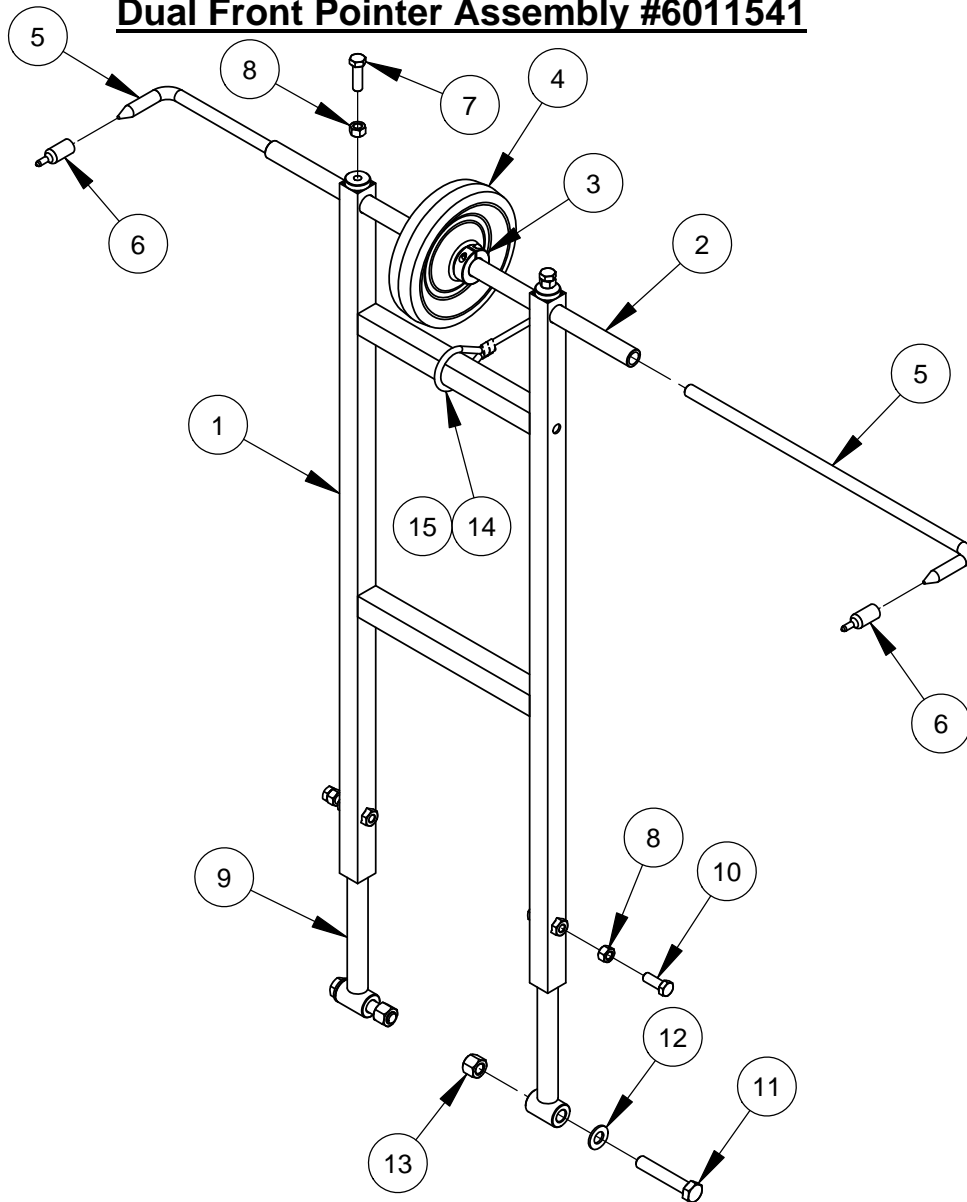
**Shown with Eaton Transmission**

## Controls Legend

- |  |  |
|--|--|
| <ul style="list-style-type: none"> <li>1 Hour Meter</li> <li>2 Amp Meter</li> <li>3 Battery Charge Meter</li> <li>4 Motor Start Button</li> <li>5 Motor Stop Button</li> <li>6 Depth Stop Knob</li> <li>7 Cutting Depth Indicator</li> <li>8 Water Valve</li> <li>9 Handle Lock Knobs</li> </ul> | <ul style="list-style-type: none"> <li>10 Speed Control Lever</li> <li>11 Lower Pushbutton</li> <li>12 Raise Pushbutton</li> <li>13 Transmission Engagement Lever *</li> <li>14 Transmission Engagement Lever **</li> <li>15 Water Pump Switch (Optional)</li> <li>16 Spotlight Switch (Optional)</li> <li>17 Lowering Speed Metering Valve (Optional)</li> </ul> <p style="margin-top: 10px;">* For Eaton Transmission Only</p> <p style="margin-top: 5px;">** For Sundstrand Transmission Only</p> |
|--|--|

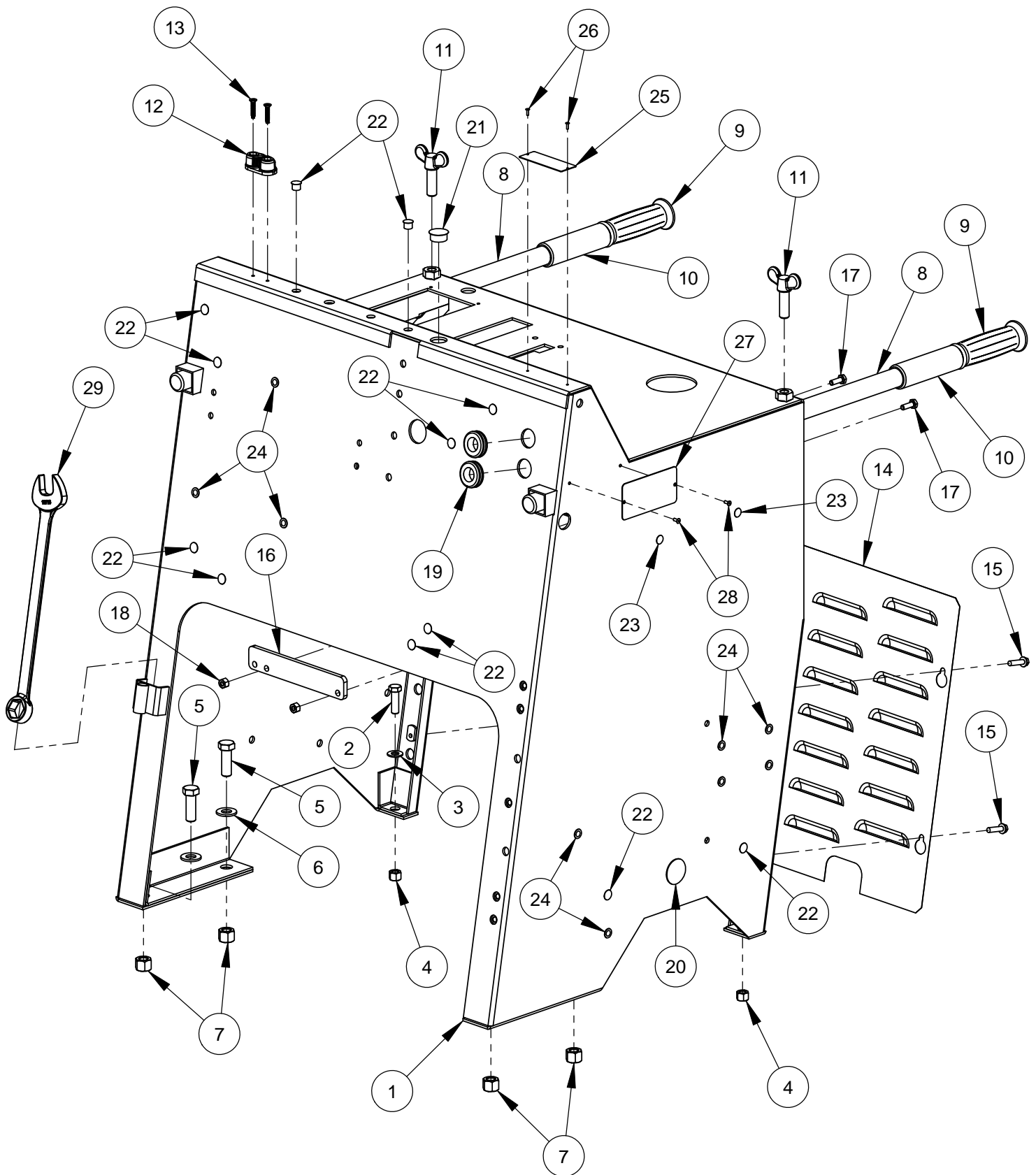


## **Dual Front Pointer Assembly #6011541**



ITEM	PART NO.	QTY.	DESCRIPTION
1	6011537	1	Front Pointer Frame
2	6011539	1	Pointer Tube, 20"
3	2504577	2	Shaft Collar, 3/4" Split
4	2504581	1	Wheel, 6" X 1.38" x .77"
5	6011536	2	Front Pointer Rod, 16"
6	2500740	2	Pointer Cap
7	2900013	2	Cap Screw, Hex Hd., 3/8-16 x 1-1/4"
8	2900033	4	Hex Nut, 3/8-16
9	6011152	2	Front Pointer Arm
10	2900005	2	Cap Screw, Hex Hd., 3/8-16 x 1"
11	2900105	2	Cap Screw, Hex Hd., 1/2-13 x 2-3/4"
12	2900239	2	Friction Washer, 1/2"
13	2900026	2	Lock Nut, 1/2-13 Nylon
14	6017241	1	Pointer Rope 11 Foot
15	3200221	2	Pinch Clamp, Two Ear

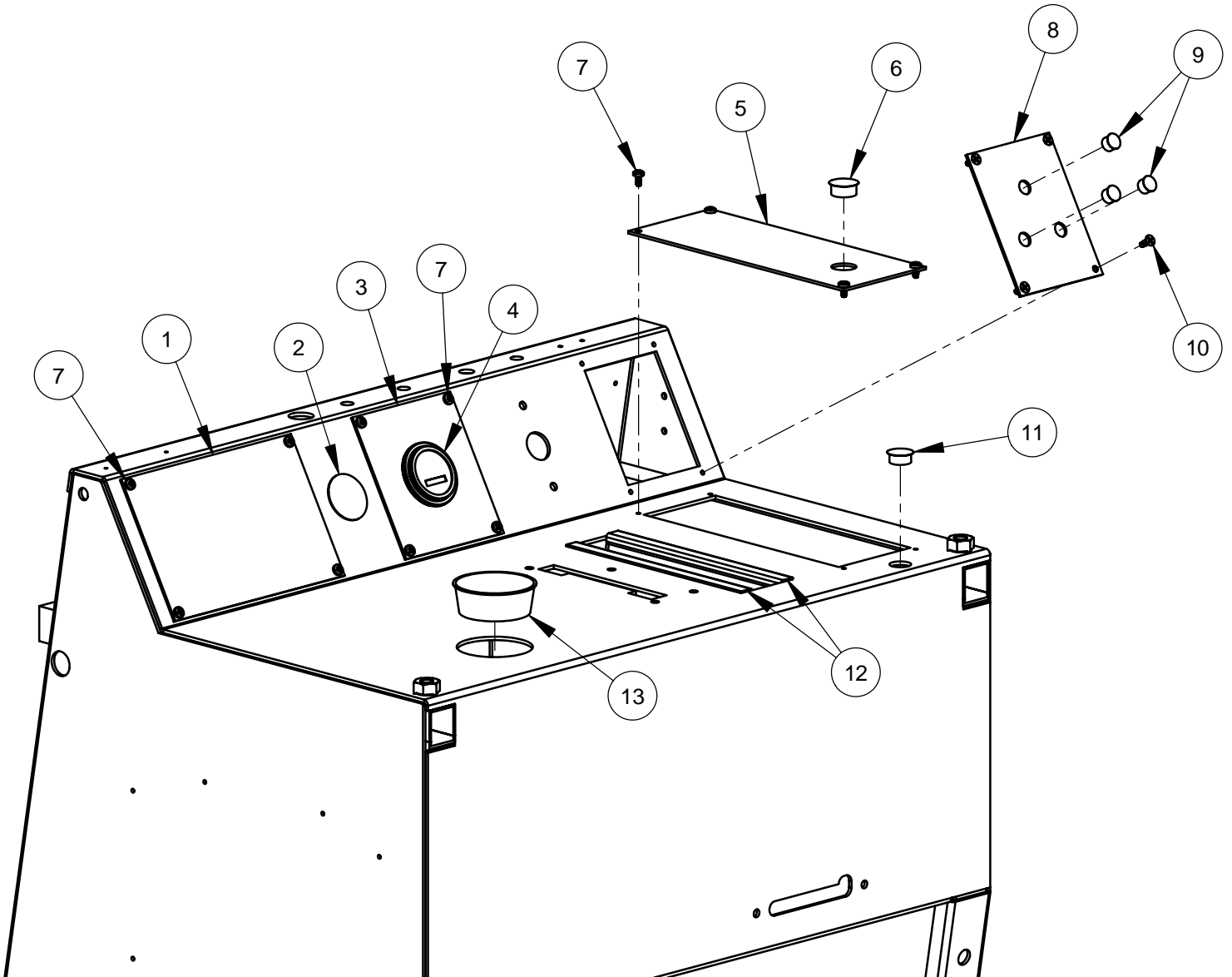
## Frame Upright Assembly #6010715A



## **Frame Upright Assembly #6010715A**

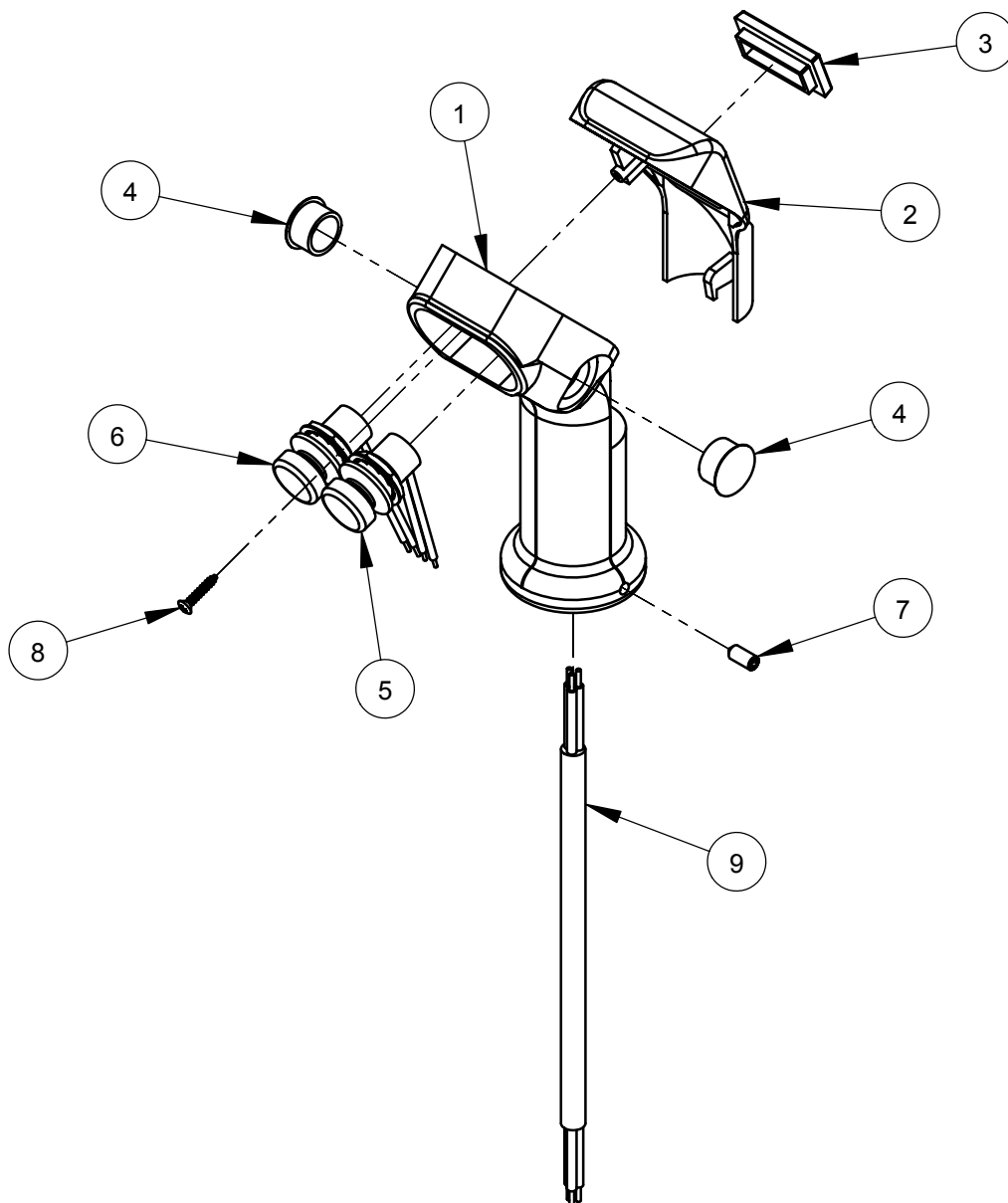
ITEM	PART NO.	QTY.	DESCRIPTION
1	6010687	1	Frame Upright Weldment
2	2900013	2	Cap Screw, Hex Hd., 3/8-16 x 1-1/4"
3	2900014	2	Flat Washer, 3/8" SAE
4	2900018	2	Lock Nut, 3/8-16 Nylon
5	2900499	4	Cap Screw, Hex Hd., 1/2-13 x 1-1/2"
6	2900058	4	Flat Washer, 1/2" SAE
7	2900026	4	Lock Nut, 1/2-13 Nylon
8	6010014	2	Handle Bar, 36" Long
9	2500636	2	Handle Grip
10	2501955	2	Handle Stop Grip
11	2900430	2	Hand Lock Knob, 1/2-13 x 1-1/2"
12	2501427	1	Rope Cleat
13	2900483	2	Tap Screw, Flat Hd., #10-24 x 1"
14	6010015	1	Rear Cover Screen
15	2900180	4	Cap Screw, Hex Flange Hd., 1/4-20 x 1"
16	6010166	1	Gate Cover Bar
17	2900144	2	Cap Screw, Hex Hd., 1/4-20 x 3/4"
18	2900010	2	Lock Nut, 1/4-20 Nylon
19	2500203	2	Grommet, 3/4" I.D.
20	2501146	1	Plug, 1-1/4" Hole
21	2500549	1	Plug, 7/8" Hole
22	2501287	12	Plug, 7/16" Hole
23	2500462	2	Plug, 3/8" Hole
24	2503749	9	Plug, 5/16" Hole (Tapered)
25	1800169	1	Serial Number Plate, US
26	2900096	2	Rivet, 3/32" Dia.
27	1800377	1	Serial Number Plate, CE
28	2900287	2	Rivet, 1/8" Dia.
29	2503704	1	Wrench, 15/16" Combination

## Instrument Panel Assembly #6010779



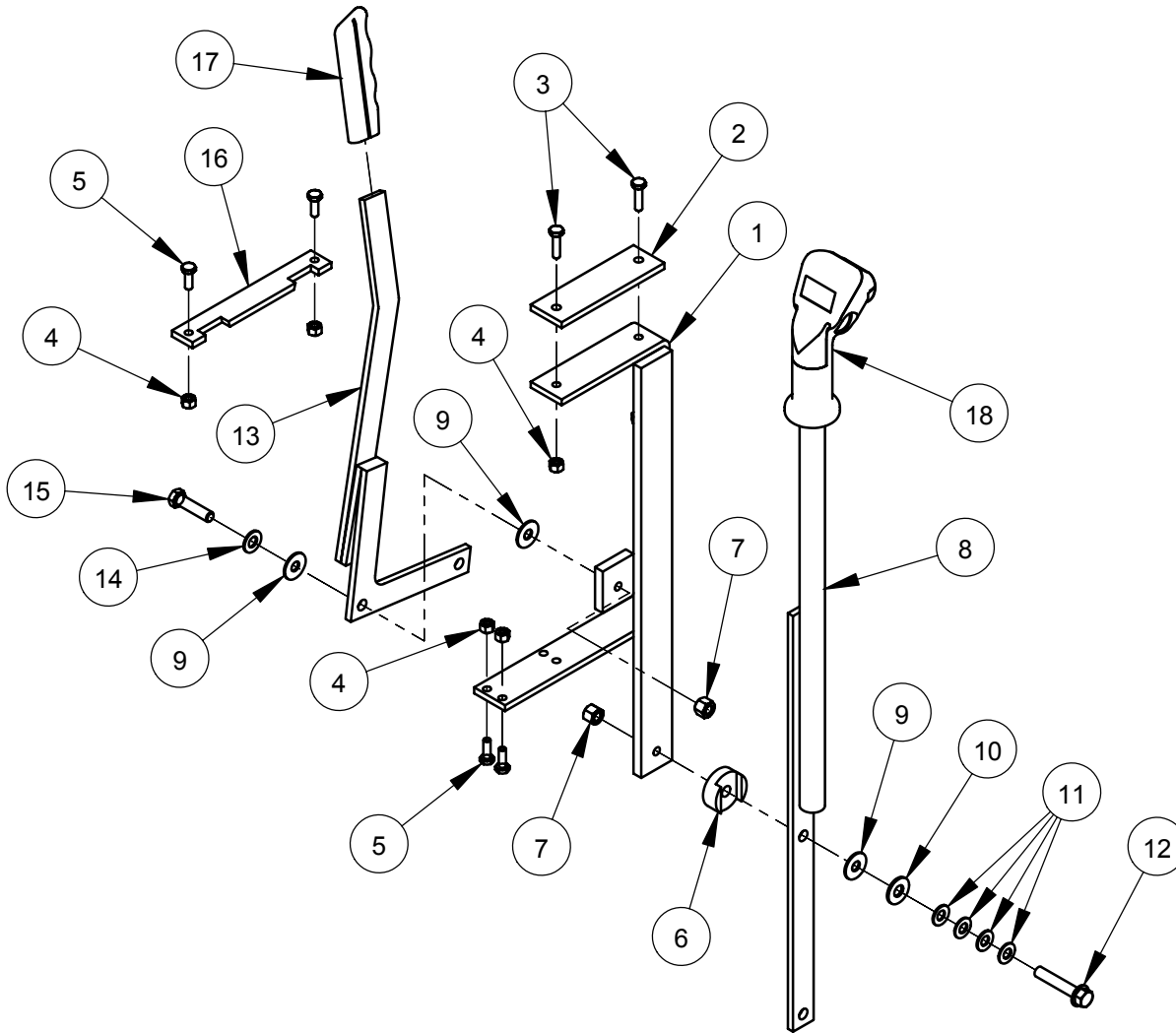
ITEM	PART NO.	QTY.	DESCRIPTION
1	6010242	1	Dash Cover Panel
2	2500554	1	Plug, 1-1/2" Hole
3	6010240	1	Meter Panel (Hour)
4	2800064	1	Hour Meter
5	6010019	1	Hydraulic Pump Cover Plate
6	2500549	1	Plug, 7/8" Hole
7	2900021	12	Tap Screw, Pan Hd., #10-24 x 3/8"
8	6010098	1	Switch Plate
9	2500204	3	Plug, 1/2" Hole
10	2900445	4	Tap Screw, Flat Hd., #10-24 x 1/2"
11	2500463	1	Plug, 3/4" Hole
12	6010101	2	Edge Trim
13	2500381	1	Plug, 2-5/8" Tapered Hole

## Control Grip Assembly #6010319



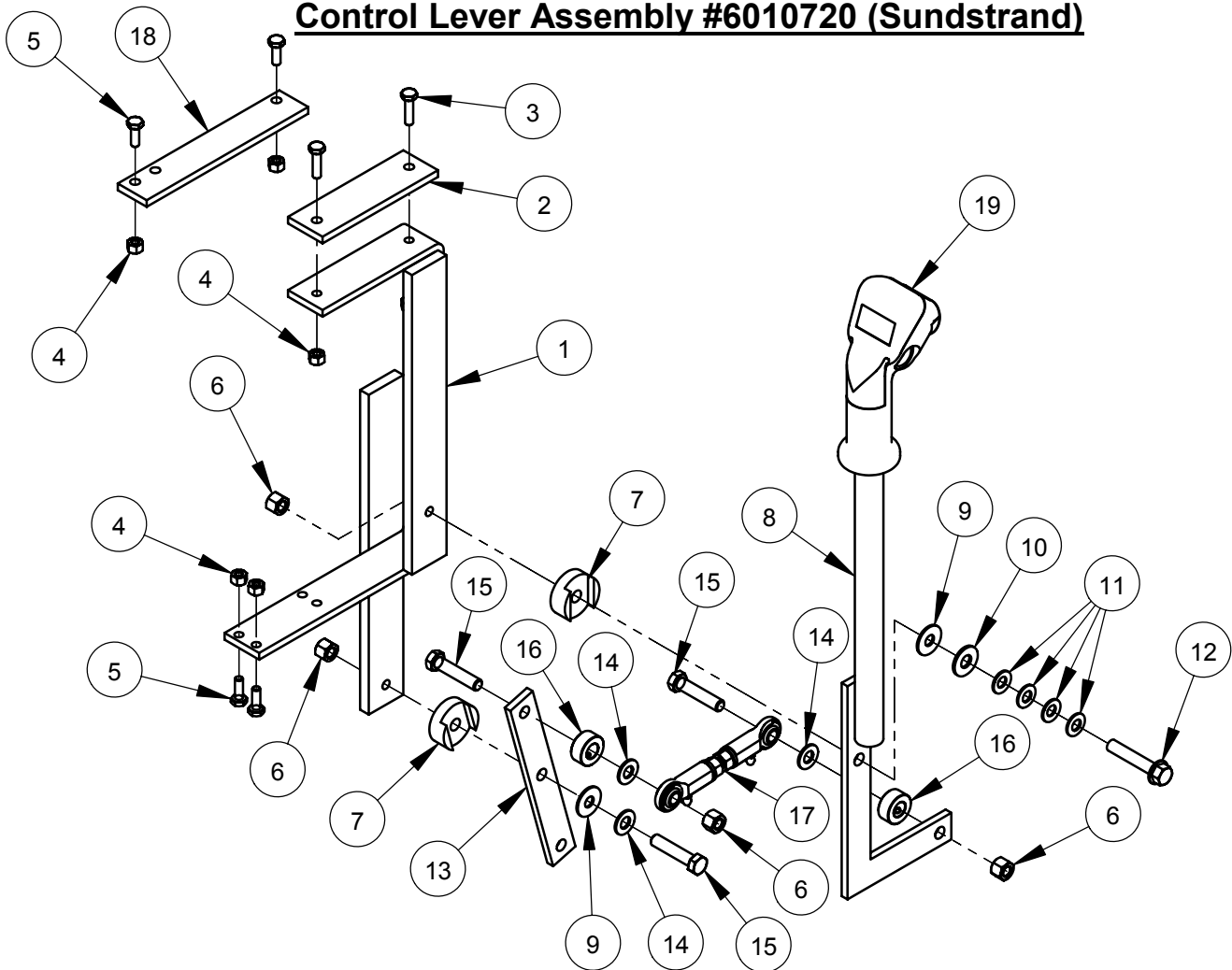
ITEM	PART NO.	QTY.	DESCRIPTION
1	2501280	1	Control Grip Body
2	2501281	1	Control Grip Cover
3	2500644	1	Plug, Rectangular
4	2500694	2	Plug, 5/8" Hole
5	2800372	1	Pushbutton Switch, Raise
6	2800373	1	Pushbutton Switch, Lower
7	2900453	1	Set Screw, Soc. Hd., M5 x 12mm
8	2900452	1	Machine Screw, Oval Hd., #4 x 5/8"
9	2800393	1	Harness, Hydraulic Pump

## Control Lever Assembly #6010719 (Eaton)



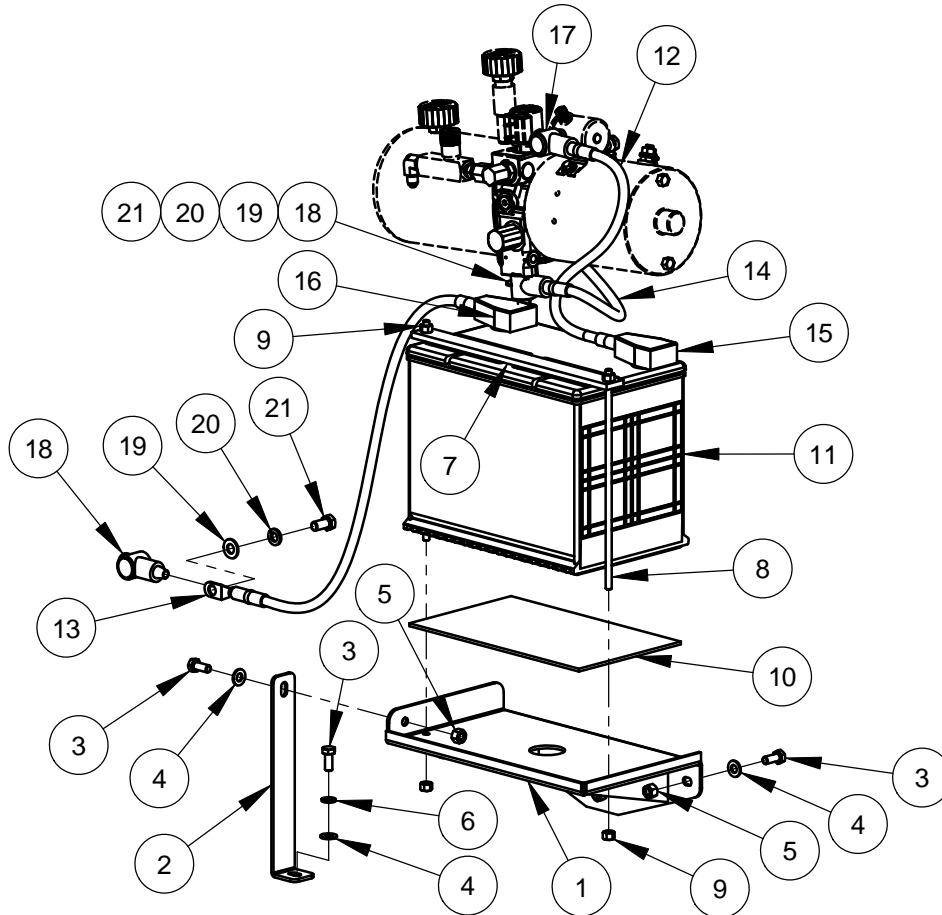
ITEM	PART NO.	QTY.	DESCRIPTION
1	6010056	1	Lever Support Weldment
2	2501339	1	Rubber Support Mount
3	2900008	2	Cap Screw, Hex Hd., 1/4-20 x 1"
4	2900010	6	Lock Nut, 1/4-20 Nylon
5	2900144	4	Cap Screw, Hex Hd., 1/4-20 x 3/4"
6	6010055	1	Friction Spacer
7	2900018	2	Lock Nut, 3/8-16 Nylon
8	6010314	1	Speed Control Lever
9	2900153	3	Friction Washer, 3/8"
10	2900473	1	Flat Washer, 3/8" USS
11	2900474	4	Belleville Washer, 3/8"
12	2900472	1	Cap Screw, Hex Flange Hd., 3/8-16 x 2"
13	6010057	1	Engagement Lever Weldment
14	2900014	1	Flat Washer, 3/8" SAE
15	2900029	1	Cap Screw, Hex Hd., 3/8-16 x 1-1/2"
16	6010058	1	Gate Plate
17	2500002	1	Lever Grip
18	6010319	1	Control Grip Assembly

## Control Lever Assembly #6010720 (Sundstrand)



ITEM	PART NO.	QTY.	DESCRIPTION
1	6010122	1	Lever Support Weldment
2	2501339	1	Rubber Support Mount
3	2900008	2	Cap Screw, Hex Hd., 1/4-20 x 1"
4	2900010	6	Lock Nut, 1/4-20 Nylon
5	2900144	4	Cap Screw, Hex Hd., 1/4-20 x 3/4"
6	2900018	4	Lock Nut, 3/8-16 Nylon
7	6010055	2	Friction Spacer
8	6010315	1	Speed Control Lever
9	2900153	2	Friction Washer, 3/8"
10	2900473	1	Flat Washer, 3/8" USS
11	2900474	4	Belleville Washer, 3/8"
12	2900472	1	Cap Screw, Hex Flange Hd., 3/8-16 x 2"
13	6010123	1	Linkage Lever
14	2900014	3	Flat Washer, 3/8" SAE
15	2900047	3	Cap Screw, Hex Hd., 3/8-16 x 1-3/4"
16	2500007	2	Set Collar, 1/2" with Set Screw
17	6010702	1	Linkage Assembly 4-1/4"
18	6010166	1	Gate Cover Bar
19	6010319	1	Control Grip Assembly

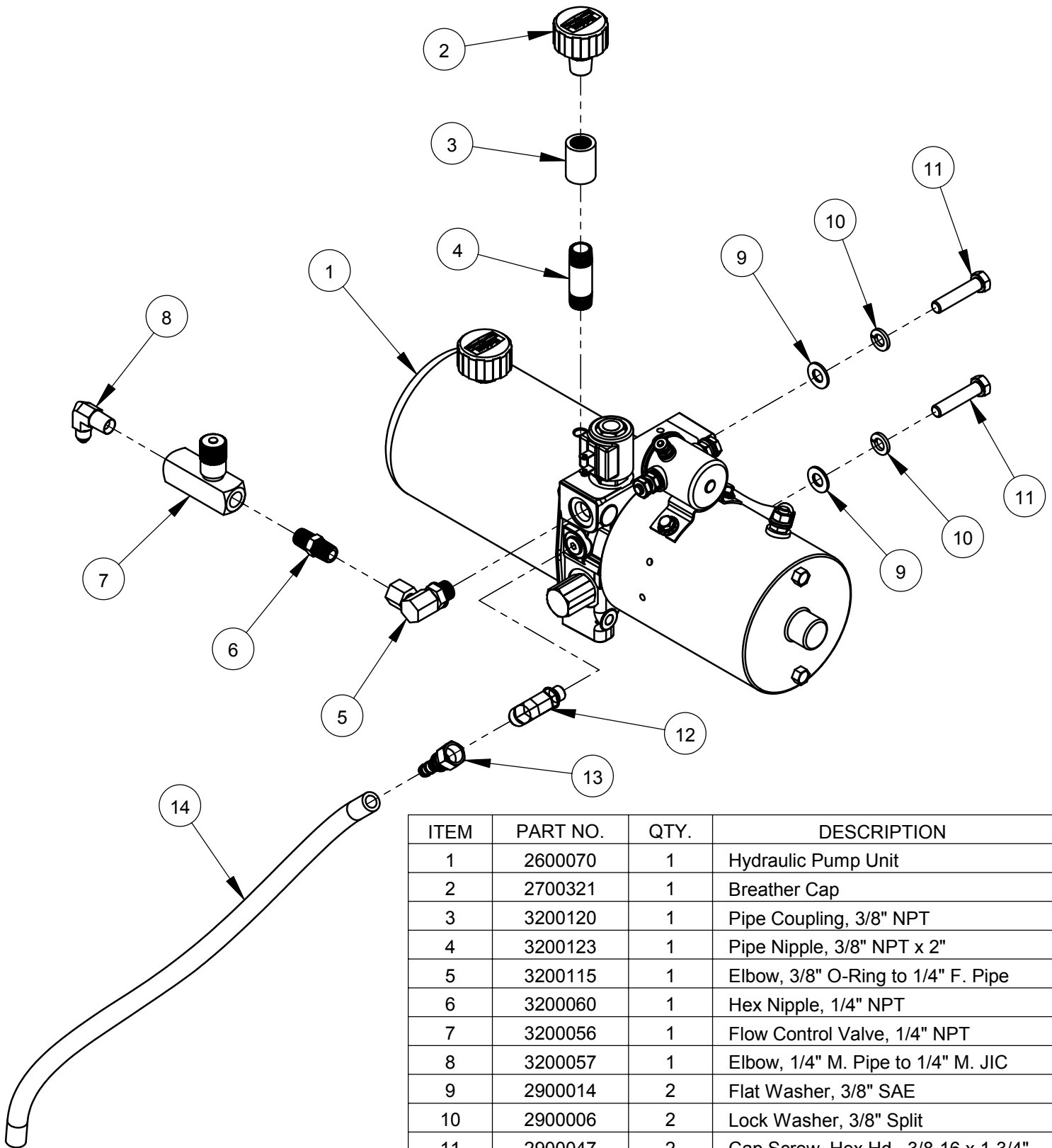
## Battery Assembly #6010419



ITEM	PART NO.	QTY.	DESCRIPTION
1	6010670	1	Battery Platform
2	6010554	1	Battery Support Brace
3	2900019	5	Cap Screw, Hex Hd., 5/16-18 x 3/4"
4	2900022	5	Flat Washer, 5/16" SAE
5	2900039	4	Lock Nut, 5/16-18 Nylon
6	2900031	1	Lock Washer, 5/16" Split
7	6010017	1	Battery Top Brace
8	6010344	2	Rod, 1/4-20 x 9-1/2"
9	2900010	4	Lock Nut, 1/4-20 Nylon
10	6010016	1	Battery Pad
11	2800465	1	Battery, 12 Volt Group Size 24
12	2800071	1	Battery Cable, Positive (Red)
13	2800072	1	Battery Cable, Negative (Black)
14	2800182	1	Battery Cable, 14" Negative (Black)
15	2800256	1	Battery Boot, Large (Red)
16	2800257	1	Battery Boot, Large (Black)
17	2800197	1	Battery Boot, Small (Red)
18	2800198	2	Battery Boot, Small (Black)
19	2900014	2	Flat Washer, 3/8" SAE
20	2900006	2	Lock Washer, 3/8" Split
21	2900196	2	Cap Screw, Hex Hd., 3/8-16 x 3/4"

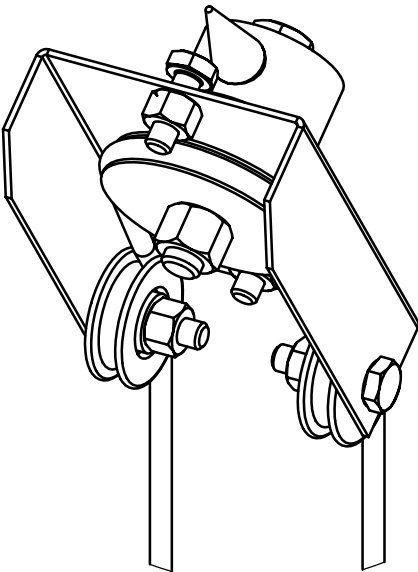
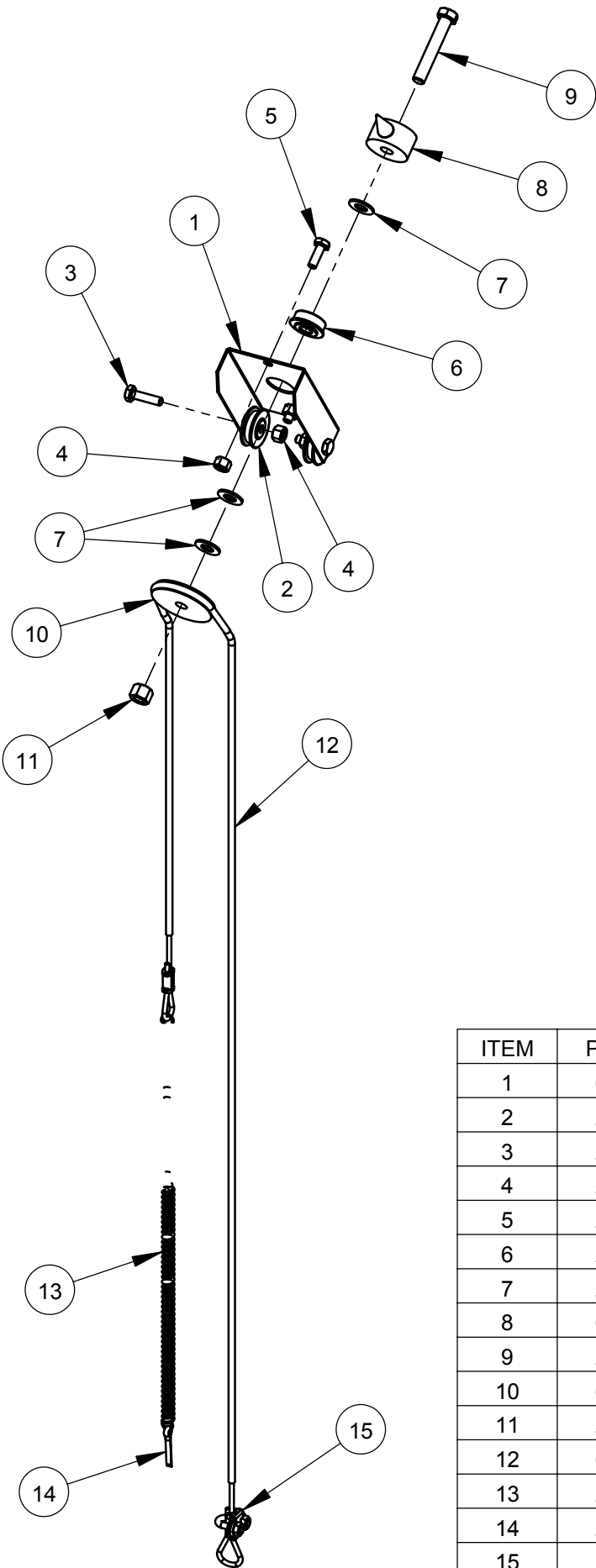
## Hydraulic Pump Assembly #6010213

(Includes Items #1 - #11)



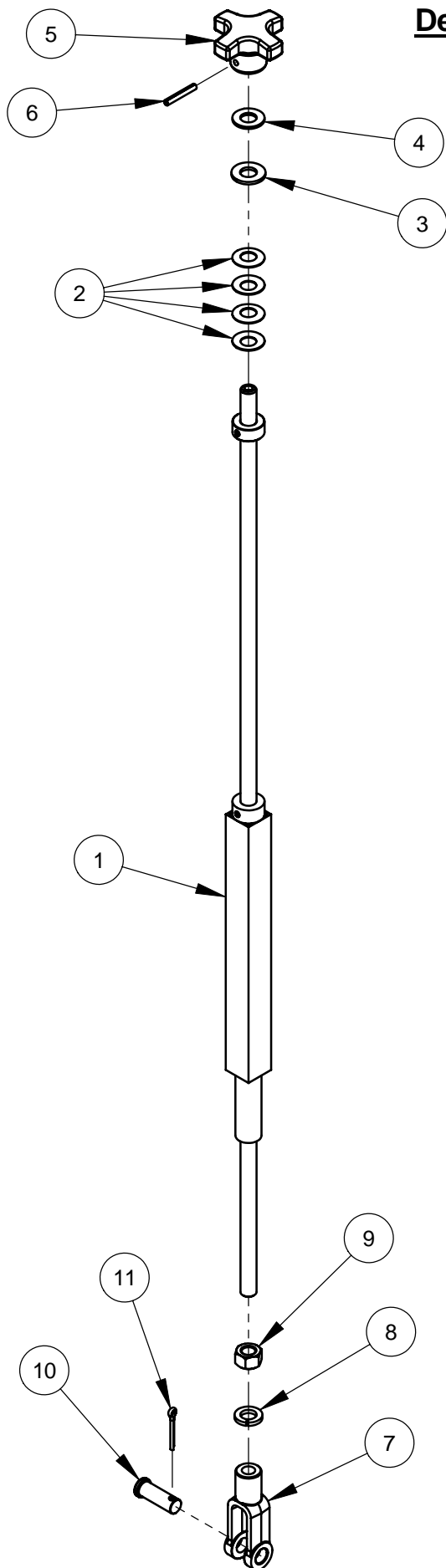
ITEM	PART NO.	QTY.	DESCRIPTION
1	2600070	1	Hydraulic Pump Unit
2	2700321	1	Breather Cap
3	3200120	1	Pipe Coupling, 3/8" NPT
4	3200123	1	Pipe Nipple, 3/8" NPT x 2"
5	3200115	1	Elbow, 3/8" O-Ring to 1/4" F. Pipe
6	3200060	1	Hex Nipple, 1/4" NPT
7	3200056	1	Flow Control Valve, 1/4" NPT
8	3200057	1	Elbow, 1/4" M. Pipe to 1/4" M. JIC
9	2900014	2	Flat Washer, 3/8" SAE
10	2900006	2	Lock Washer, 3/8" Split
11	2900047	2	Cap Screw, Hex Hd., 3/8-16 x 1-3/4"
12	3200116	1	Elbow, 1/4" O-Ring to 3/8" M. JIC
13	3200046	1	Fitting, 3/8" F. JIC to 3/8" Push Lock
14	6010059	1	Clear Hose, 3/8" I.D. x 19"

**Depth Indicator Assembly #6010214**



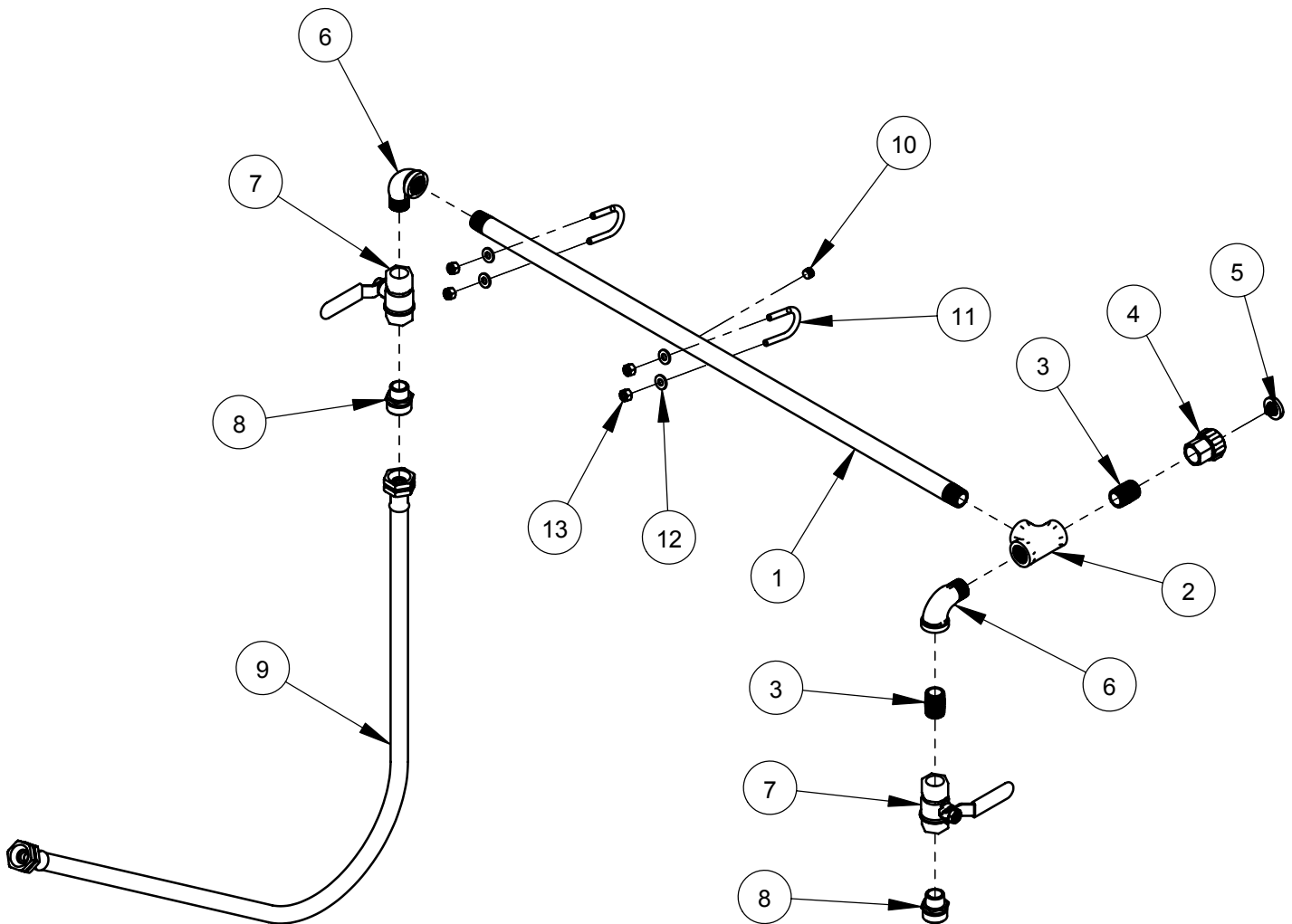
ITEM	PART NO.	QTY.	DESCRIPTION
1	6010092	1	Depth Indicator Mount Bracket
2	2500155	2	Cable Pulley, 1-1/4"
3	2900008	2	Cap Screw, Hex Hd., 1/4-20 x 1"
4	2900010	4	Lock Nut, 1/4-20 Nylon
5	2900144	2	Cap Screw, Hex Hd., 1/4-20 x 3/4"
6	2500145	1	Flange Bearing, 3/8"
7	2900014	3	Flat Washer, 3/8" SAE
8	6010091	1	Depth Indicator Pointer
9	2900079	1	Cap Screw, Hex Hd., 3/8-16 x 2-1/4"
10	6010093	1	Cable Pulley, 2"
11	2900018	1	Lock Nut, 3/8-16 Nylon
12	6010094	1	Depth Indicator Cable with Crimp, 48"
13	2500196	1	Spring, 3/8" x 15"
14	2900055	1	Cotter Pin, 3/16" x 1"
15	2500214	1	Cable Clamp

**Depth Stop Assembly #6010215**



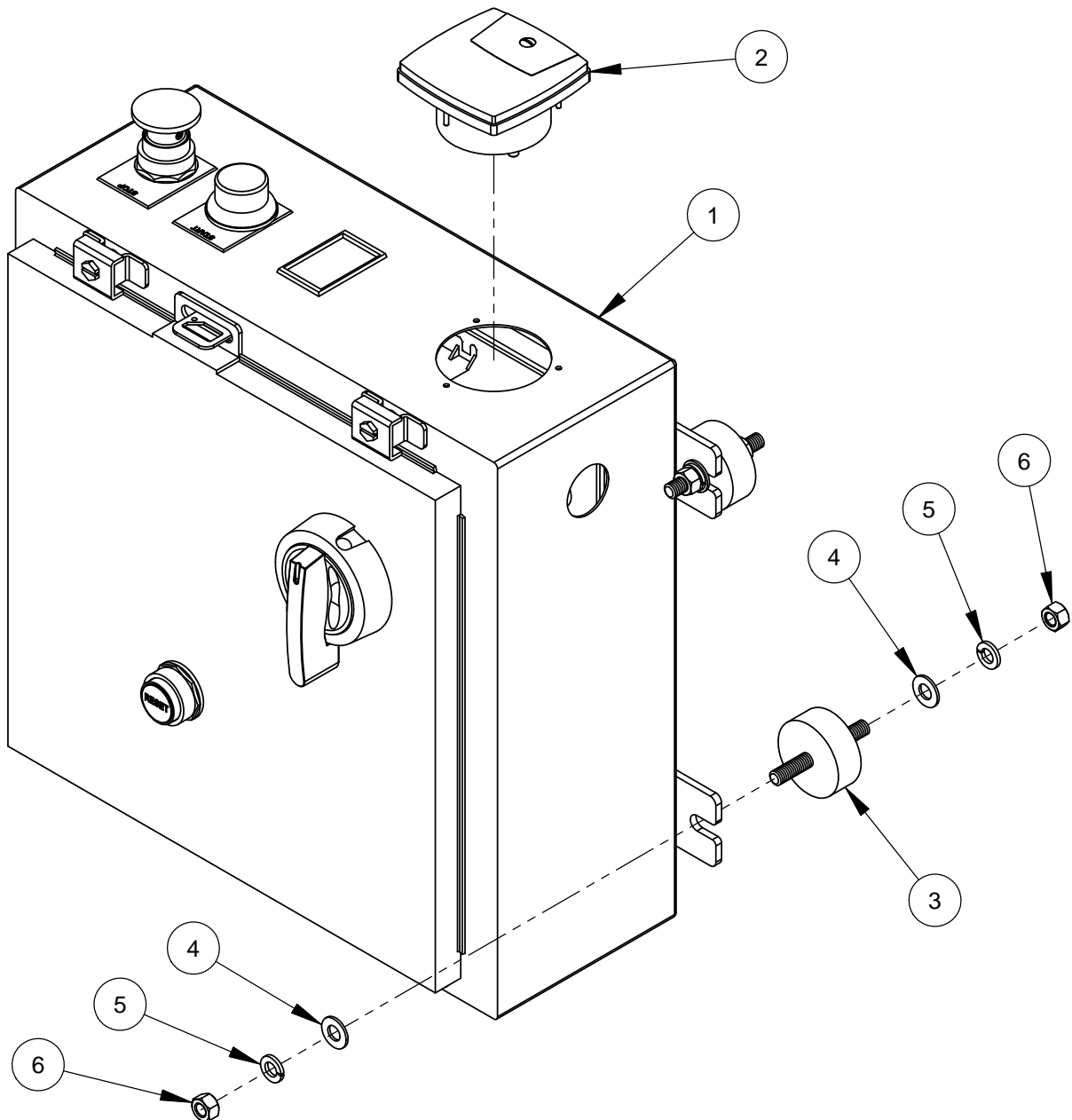
ITEM	PART NO.	QTY.	DESCRIPTION
1	6010097	1	Depth Stop Weldment
2	2900665	4	Belleville Washer, 1/2"
3	2900058	1	Flat Washer, 1/2" SAE
4	2900239	1	Friction Washer, 1/2"
5	6010095	1	Depth Stop Knob
6	2900132	1	Roll Pin, 3/16" x 1-1/4"
7	2900158	1	Yoke, 1/2-13
8	2900084	1	Lock Washer, 1/2" Split
9	2900037	1	Hex Nut, 1/2-13
10	2900007	1	Clevis Pin, 1/2" Dia. x 1-3/8"
11	2900004	1	Cotter Pin, 1/8" x 1"

## Water Supply Assembly #6010718



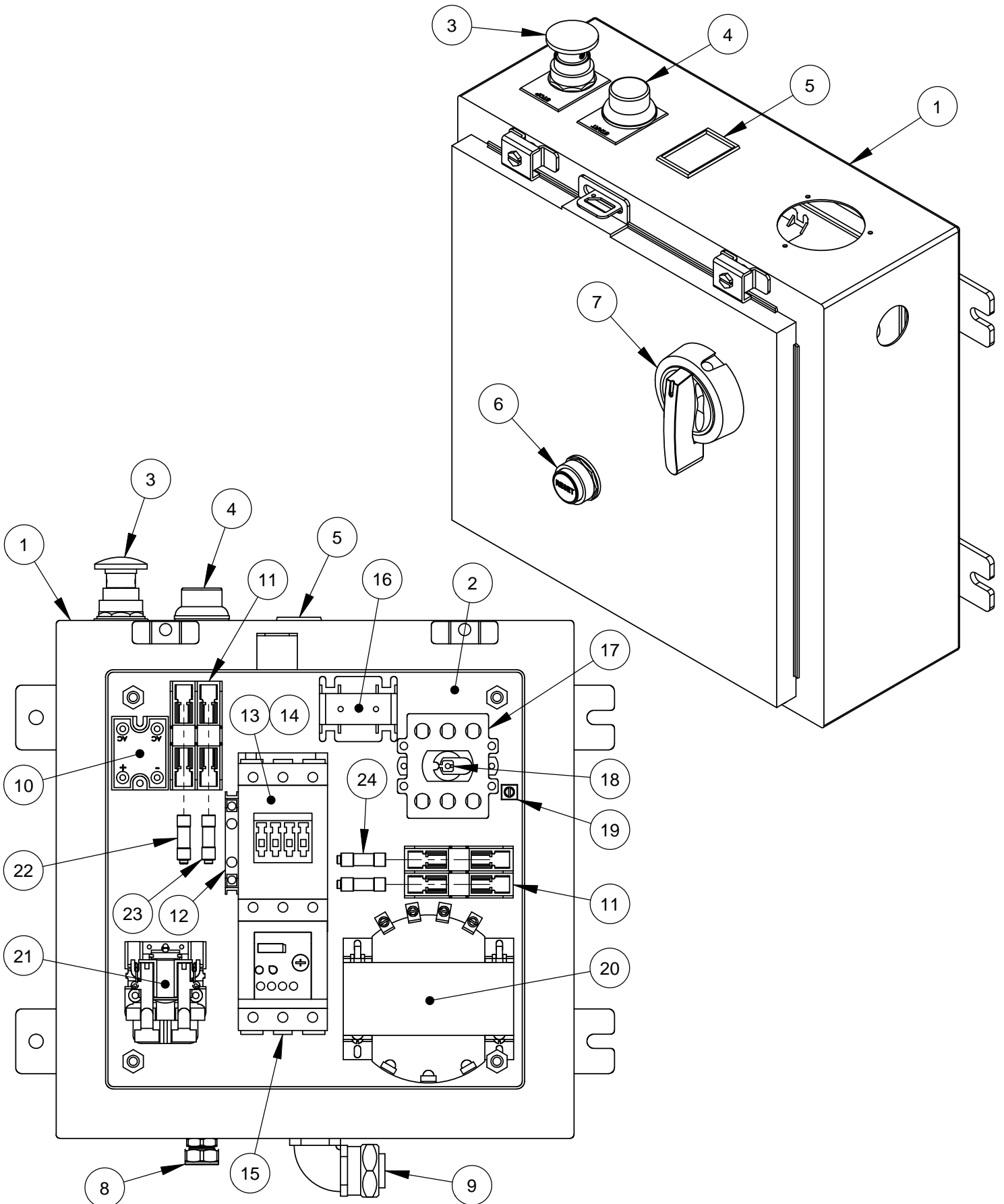
ITEM	PART NO.	QTY.	DESCRIPTION
1	6090069	1	Water Supply Tube
2	3200045	1	Pipe Tee, 1/2" NPT
3	3200008	2	Close Nipple, 1/2" NPT
4	3200022	1	Fitting, 1/2" F. Pipe to 3/4" F. Garden
5	3200025	1	Hose Filter Washer
6	3200013	2	Street Elbow, 1/2" NPT
7	3200027	2	Water Valve
8	3200155	2	Fitting, 1/2" M. Pipe to 3/4" M. Garden
9	6010021	1	Water Hose Assembly, 42" Long
10	3200001	1	Plug, 1/8" NPT
11	2900241	2	U-Bolt, 1/2" Pipe
12	2900009	4	Flat Washer, 1/4" SAE
13	2900010	4	Lock Nut, 1/4-20 Nylon

## **Starter Box Assembly #6012130D**



ITEM	PART NO.	QTY	DESCRIPTION
1	2800215	1	Starter Box Unit
2	2800141	1	Amp Meter 40HP
3	2500678	4	Vibration Isolator, 3/8-16
4	2900014	8	Flat Washer, 3/8" SAE
5	2900006	8	Lock Washer, 3/8" Split
6	2900033	8	Hex Nut, 3/8-16

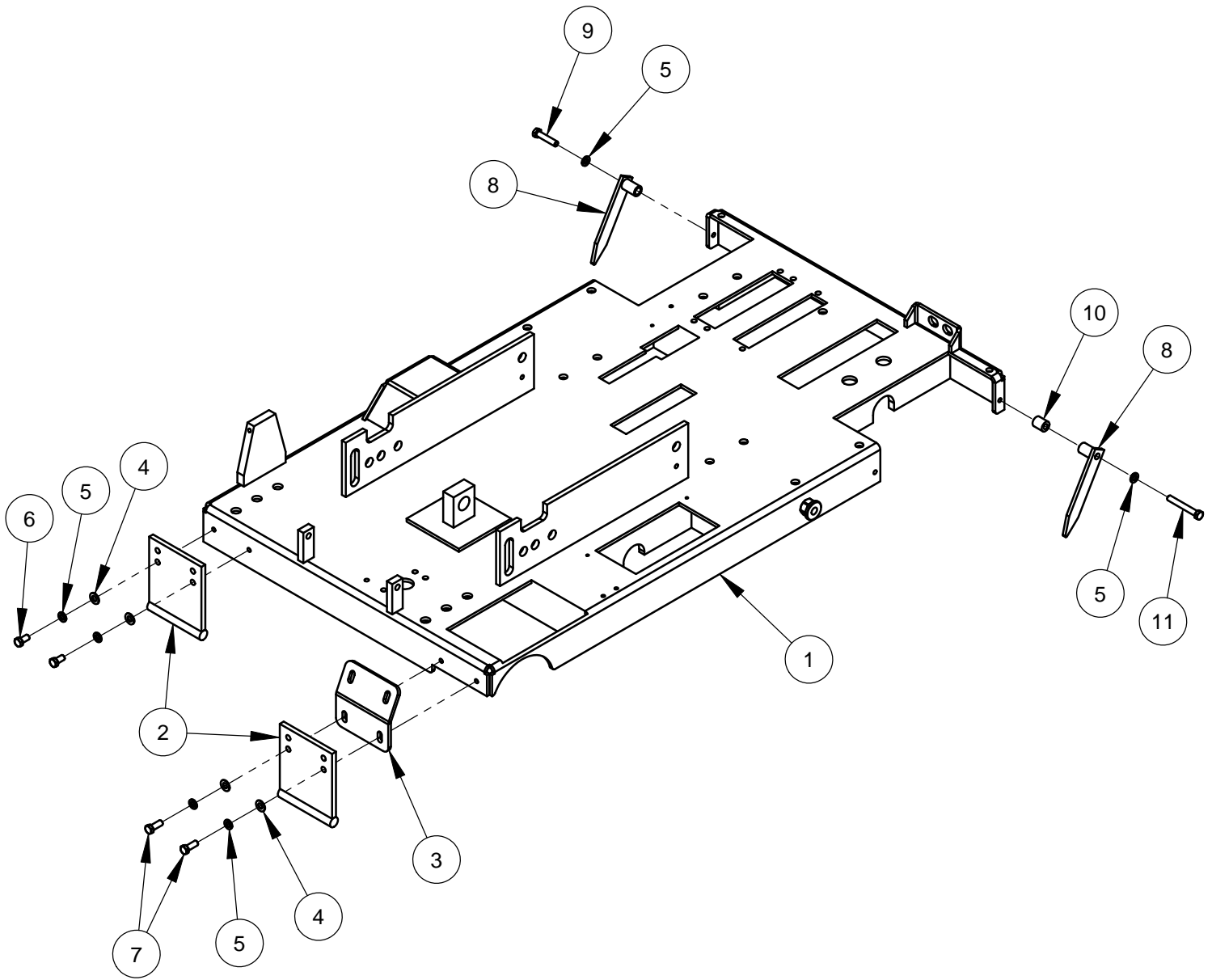
## Starter Box Unit #2800215



## **Starter Box Unit #2800215**

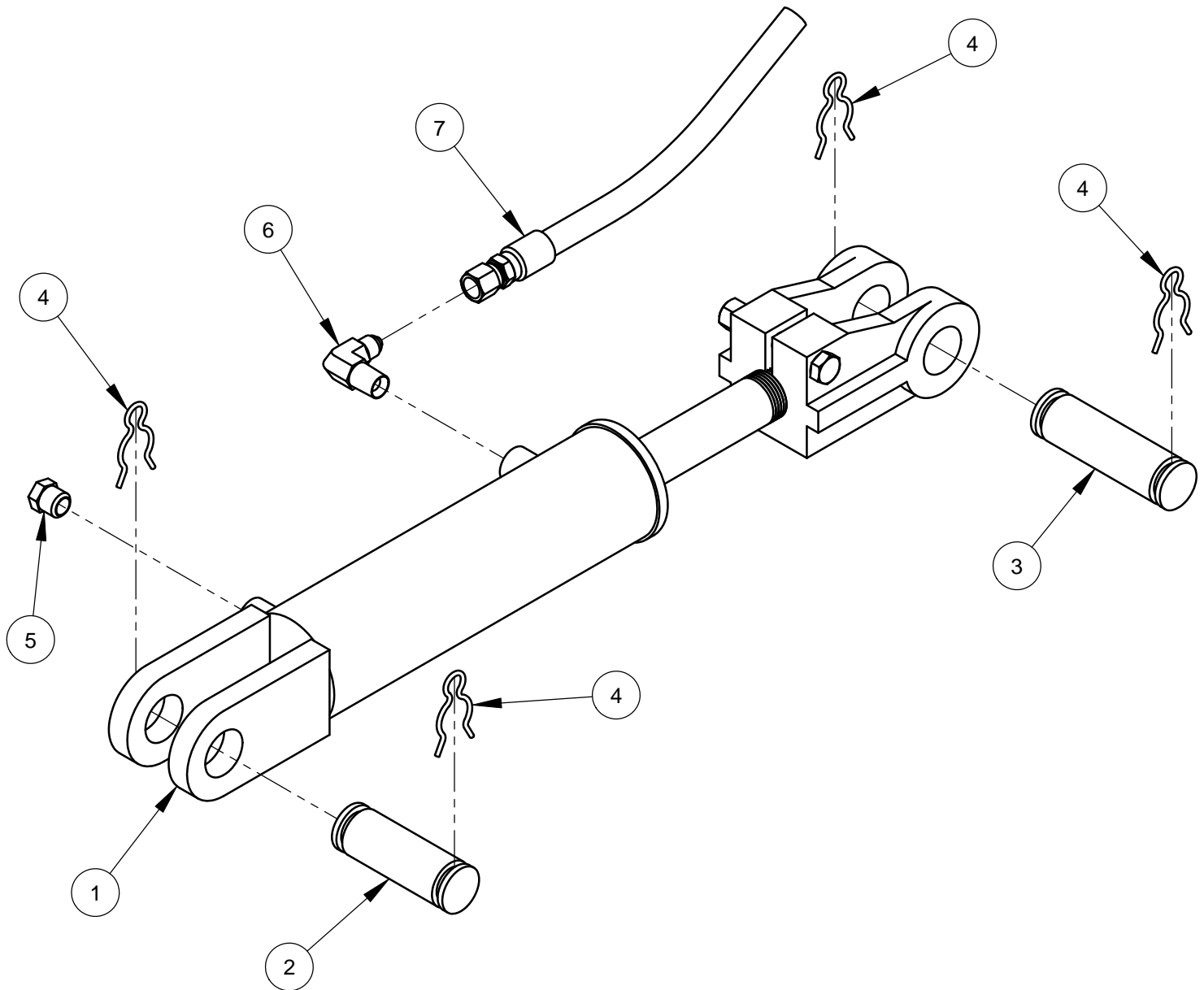
ITEM	PART NO.	QTY.	DESCRIPTION
1	2800240	1	Enclosure
2	2800249	1	Subpanel
3	6011329	1	Stop Button Assembly
	2800599	1	Stop Button Body & Cap
	2800200	1	Contact Block (N.C.)
	1800922	1	Stop Label
4	6011097	1	Start Button Assembly
	2701390	1	Start Button Body
	2701392	1	Contact Block (N.O.)
	2800317	1	Green Button Cap
	2800222	1	Clear Protective Boot
	1800923	1	Start Label
5	2800224	1	Battery Charge Ammeter
6	2800245	1	Reset Button
7	2707338	1	Disconnect Handle
8	2800552	1	Connector, 1/2" Cord
9	2800312	2	Connector, 1" Sealtite Elbow
10	2701274	1	Rectifier Bridge
11	2800299	2	Fuse Holder, 30A-600V Dual
12	2800400	1	Auxiliary Contact (N.O.)
13	2800401	1	Motor Contactor, Siemens
14	2800402	1	Coil, 24V-AC
15	2800403	1	Overload Relay, 25-100A
16	2800248	1	Current Transformer
17	2707339	1	Disconnect Block
18	2707337	1	Disconnect Shaft
19	2800315	1	Grounding Lug
20	2701299	1	Transformer, 500VA
21	2701295	1	Power Relay, 12V-DC
22	2701066	1	Fuse, ATQR 10A
23	2701307	1	Fuse, ATMR 25A
24	2701273	2	Fuse, ATQR 4A

## Frame Base Assembly #6010460



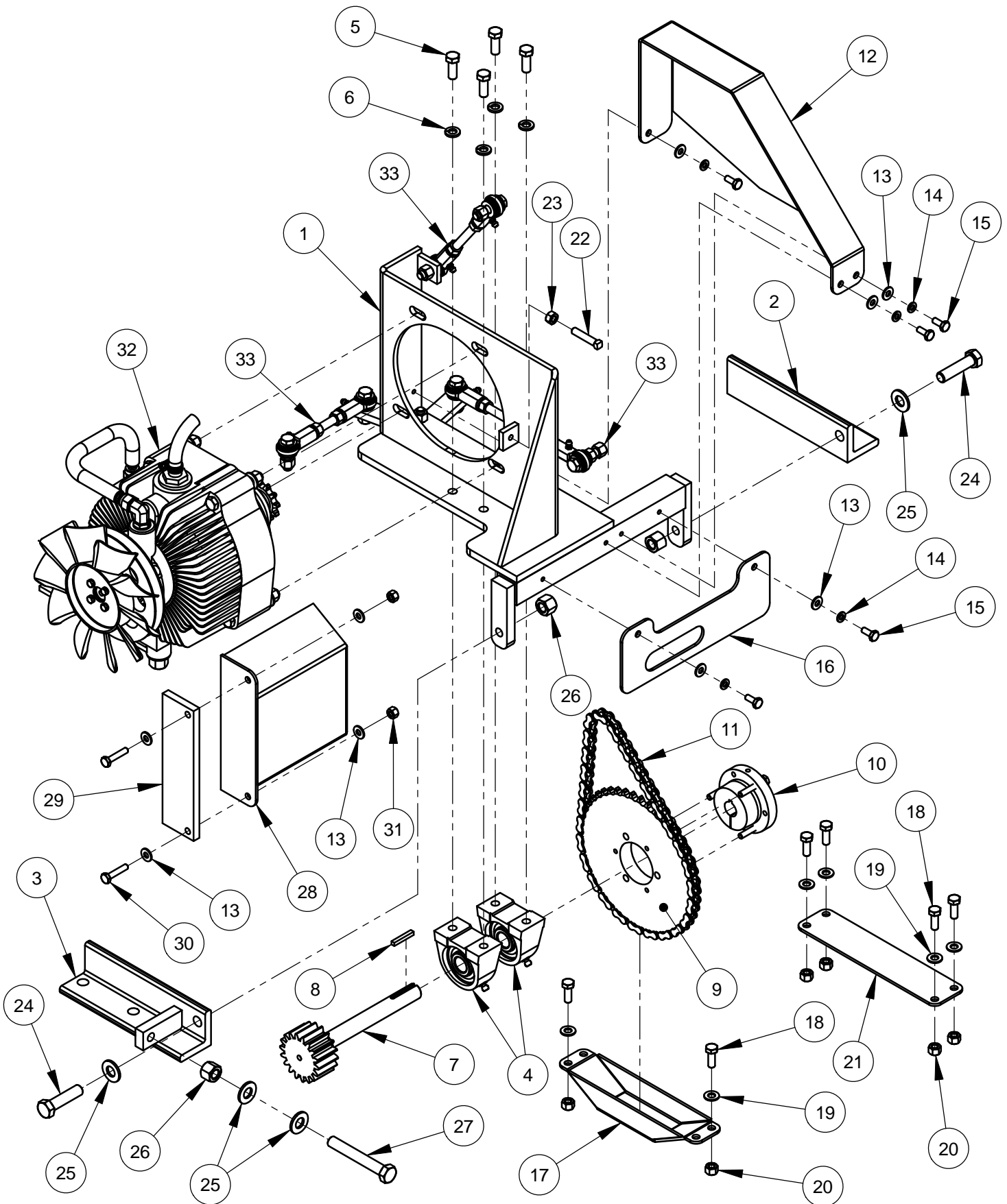
ITEM	PART NO.	QTY.	DESCRIPTION
1	6010000A	1	Frame Base
2	6010333	2	Skid Plate
3	6010332	1	Guard Attachment Plate (25 degree)
4	2900014	4	Flat Washer, 3/8" SAE
5	2900006	6	Lock Washer, 3/8" Split
6	2900196	2	Cap Screw, Hex Hd., 3/8-16 x 3/4"
7	2900005	2	Cap Screw, Hex Hd., 3/8-16 x 1"
8	6010022	2	Rear Pointer
9	2900047	1	Cap Screw, Hex Hd., 3/8-16 x 1-3/4"
10	6010515	1	Spacer, 7/8" Long
11	2900028	1	Cap Screw, Hex Hd., 3/8-16 x 2-3/4"

## Hydraulic Cylinder Assembly #6010467



ITEM	PART NO.	QTY.	DESCRIPTION
1	2500178	1	Hydraulic Cylinder
2	6010031	1	Cylinder Pin, 3"
3	6010119	1	Cylinder Pin, 3-1/2"
4	2900064	4	Hair Pin Cotter, 3/4"
5	3200067	1	Cylinder Breather, 1/4" NPT
6	3200057	1	Elbow, 1/4" M. Pipe to 1/4" M. JIC
7	3200054	1	Hose Assembly, 32" Long

# **Rear Drive Assembly #6013178 (Eaton)**



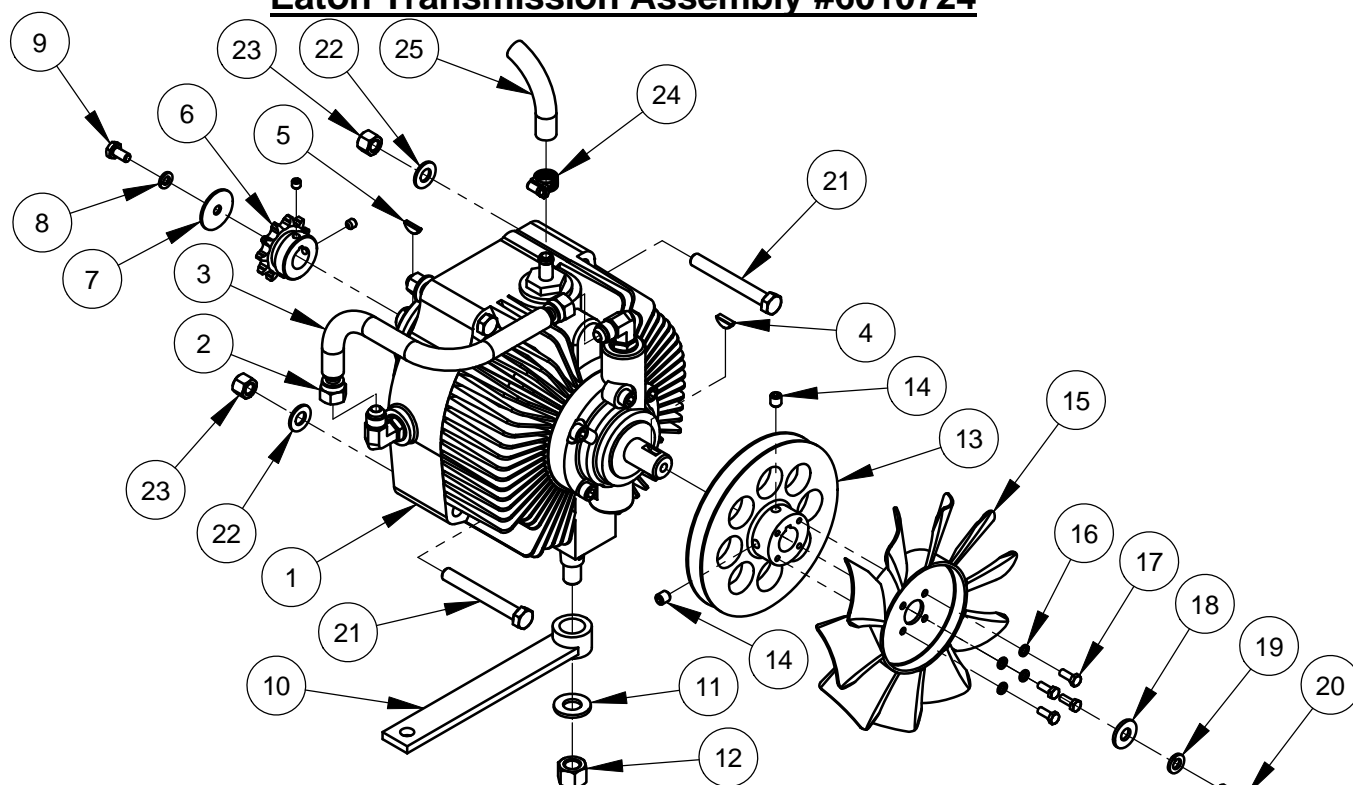
## **Rear Drive Assembly #6013178 (Eaton)**

ITEM	PART NO.	QTY.	DESCRIPTION
1	6010068	1	Transmission Platform Weldment
2	6010027	1	Mount Foot, Right Hand
3	6010028	1	Mount Foot, Adjustable
4	2500159	2	Pillow Block Bearing, 3/4"
5	2900005	4	Cap Screw, Hex Hd., 3/8-16 x 1"
6	2900006	4	Lock Washer, 3/8" Split
7	6010664	1	Transmission Jackshaft 18T
8	6048229	1	Key, 3/16" Sq. x 1-1/4"
9	2500148	1	Sprocket, #40 x 45 Tooth
10	2500149	1	QD Bushing, SDS x 3/4" w/Fasteners
11	6010069	1	Chain, #40 x 56 Pitch
12	6010671	1	Chain Guard
13	2900009	9	Flat Washer, 1/4" SAE
14	2900024	5	Lock Washer, 1/4" Split
15	2900023	5	Cap Screw, Hex Hd., 1/4-20 x 5/8"
16	6010679	1	Gear Guard
17	6010674	1	Sprocket Guard
18	2900668	6	Cap Screw, Hex Hd., 5/16-18 x 7/8"
19	2900022	6	Flat Washer, 5/16" SAE
20	2900039	6	Lock Nut, 5/16-18 Nylon
21	6010678	1	Cover Plate (Wide)
22	2900140	1	Set Screw, Sq. Hd., 5/16-18 x 1-1/2"
23	2900141	1	Hex Nut, 5/16-18
24	2900106	2	Cap Screw, Hex Hd., 1/2-13 x 2"
25	2900058	4	Flat Washer, 1/2" SAE
26	2900026	3	Lock Nut, 1/2-13 Nylon
27	2900542	1	Tap Bolt, Hex Hd., 1/2-13 x 3-1/2"
28	6010673	1	Fan Guard
29	6010735	1	Spacer, Fan Guard
30	2900052	2	Cap Screw, Hex Hd., 1/4-20 x 1-1/4"
31	2900010	2	Lock Nut, 1/4-20 Nylon
32	6010724	1	Eaton Transmission Assembly
33	6010725	1	Linkage Assembly

**For saws prior to  
February 2008:  
Use #6013101**



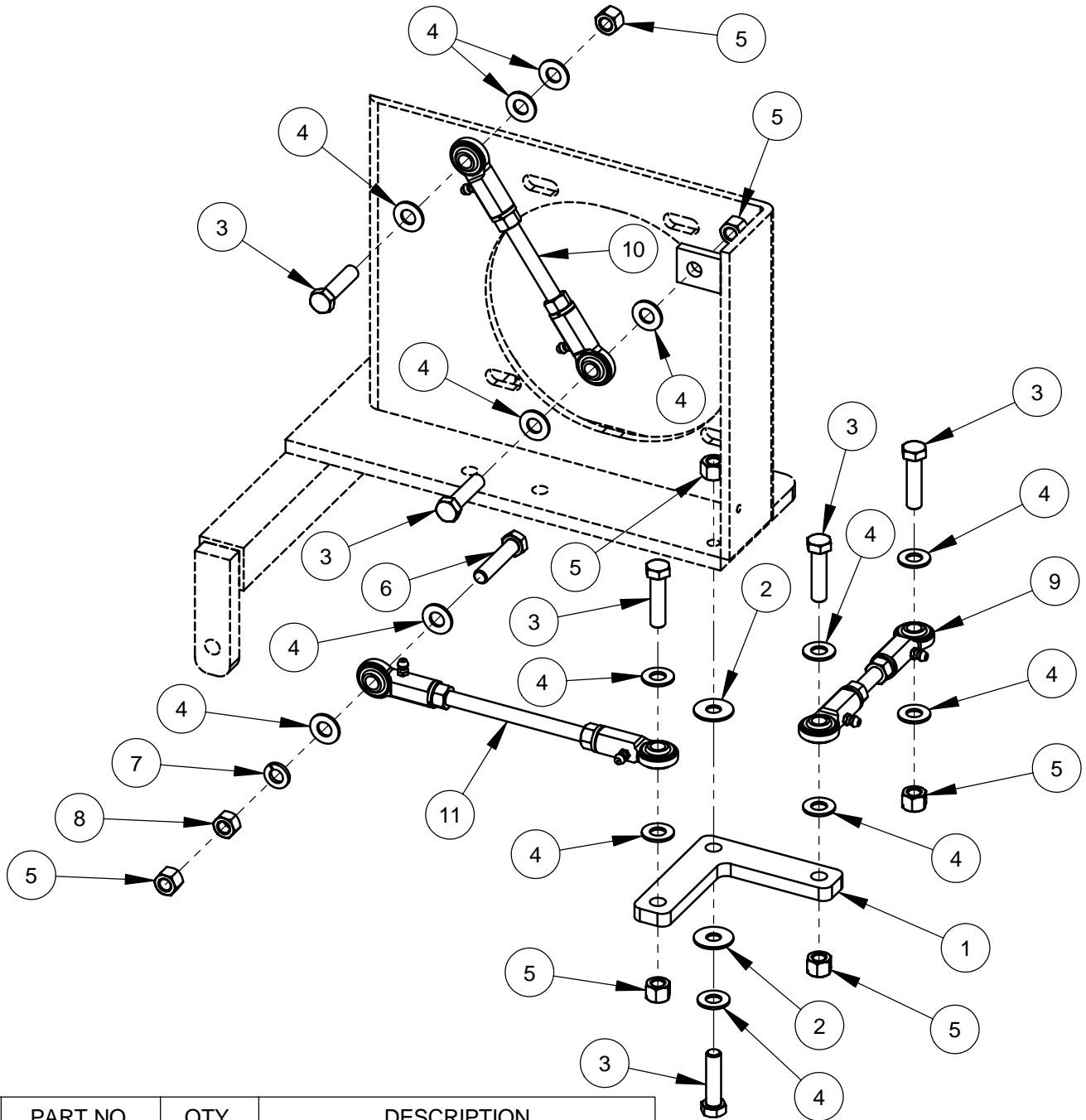
## Eaton Transmission Assembly #6010724



ITEM	PART NO.	QTY.	DESCRIPTION
1	2600068	1	Eaton Hydrostatic Transmission
2	3200046	2	Fitting, 3/8" F. JIC to 3/8" Push Lock
3	6010060	1	Oil Recirculation Hose, 3/8" I.D. x 9"
4	2900143	1	Woodruff Key #61, 3/16" x 5/8"
5	2900063	1	Woodruff Key #405, 1/8" x 5/8"
6	2500150	1	Sprocket, #40 x 11 Tooth w/Setscrews
7	2900083	1	Fender Washer, 1/4" x 1-1/4"
8	2900024	1	Lock Washer, 1/4" Split
9	2900082	1	Cap Screw, Hex Hd., 1/4-20 x 1/2"
10	6010064	1	Shift Lever
11	2900058	1	Flat Washer, 1/2" SAE
12	2900026	1	Lock Nut, 1/2-13 Nylon
13	6010682	1	Transmission Pulley 5.5"
14	2900142	2	Set Screw, Soc. Hd., 5/16-18 x 3/8"
15	2500519	1	Cooling Fan, 7"
16	2900038	4	Lock Washer, #10 Split
17	2900448	4	Machine Screw, Hex Hd., #10-32 x 1/2"
18	2900567	1	Flat Washer, 5/16" USS
19	2900031	1	Lock Washer, 5/16" Split
20	2900019	1	Cap Screw, Hex Hd., 5/16-18 x 3/4"
21	2900035	4	Cap Screw, Hex Hd., 3/8-16 x 3"
22	2900014	4	Flat Washer, 3/8" SAE
23	2900018	4	Lock Nut, 3/8-16 Nylon
24	3200062	1	Hose Clamp #4
25	6010059	1	Clear Hose, 3/8" I.D. x 19"

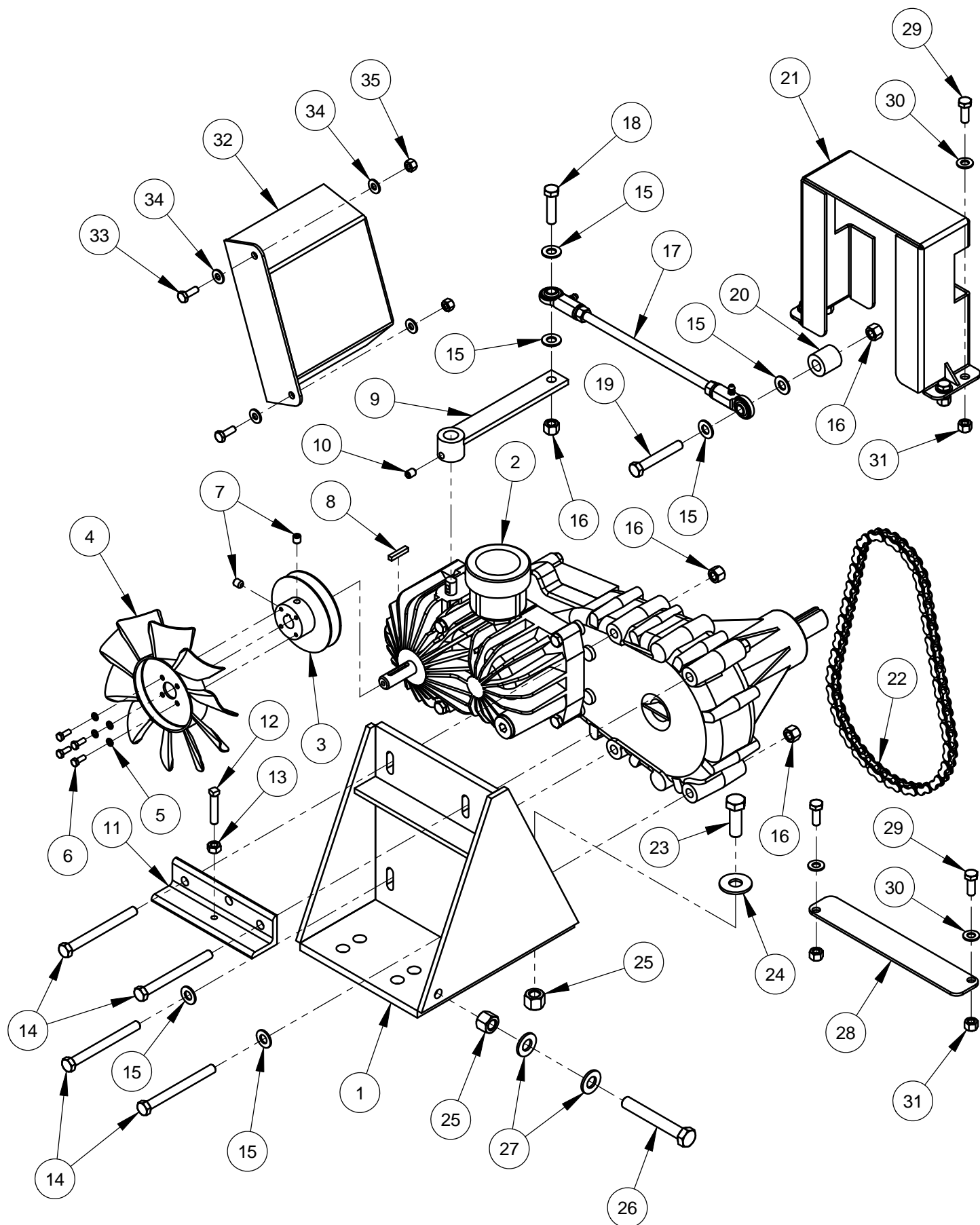
**For saws prior to  
February 2008:  
Use #6010061**

## Linkage Assembly #6010725



ITEM	PART NO.	QTY.	DESCRIPTION
1	6010067	1	Bell Crank
2	2900153	2	Friction Washer, 3/8"
3	2900029	6	Cap Screw, Hex Hd., 3/8-16 x 1-1/2"
4	2900014	14	Flat Washer, 3/8" SAE
5	2900018	7	Lock Nut, 3/8-16 Nylon
6	2900047	1	Cap Screw, Hex Hd., 3/8-16 x 1-3/4"
7	2900006	1	Lock Washer, 3/8" Split
8	2900033	1	Hex Nut, 3/8-16
9	6010704	1	Linkage Assembly 5-1/8"
10	6010705	1	Linkage Assembly 6-1/4"
11	6010706	1	Linkage Assembly 8"

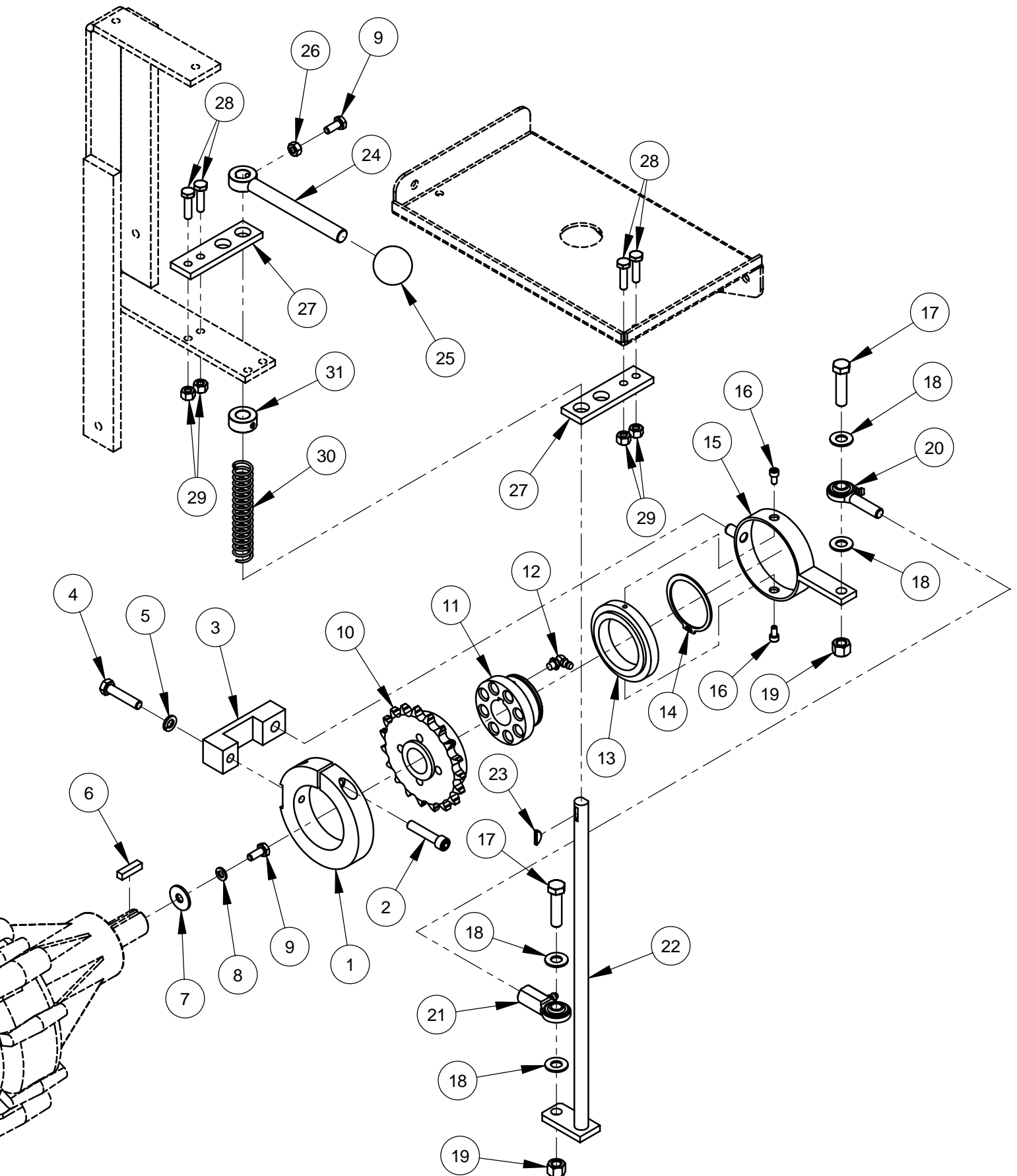
## Rear Drive Assembly #6010466 (Sundstrand)



## **Rear Drive Assembly #6010466 (Sundstrand)**

ITEM	PART NO.	QTY.	DESCRIPTION
1	6010118	1	Transmission Platform
2	2600021	1	Hydrostatic Transaxle Assembly
3	6011037	1	Transmission Pulley 3.5"
4	2500519	1	Cooling Fan, 7"
5	2900038	4	Lock Washer, #10 Split
6	2900448	4	Machine Screw, Hex Hd., #10-32 x 1/2"
7	2900142	2	Set Screw, Soc. Hd., 5/16-18 x 3/8"
8	6010170	1	Key, 3/16" Sq. x 1"
9	6010129	1	Shift Lever
10	2900429	1	Set Screw, Soc. Hd., 5/16-24 x 1/2"
11	6010120	1	Chain Tensioning Bracket
12	2900140	1	Set Screw, Sq. Hd., 5/16-18 x 1-1/2"
13	2900141	1	Hex Nut, 5/16-18
14	2900160	4	Cap Screw, Hex Hd., 3/8-16 x 4"
15	2900014	6	Flat Washer, 3/8" SAE
16	2900018	6	Lock Nut, 3/8-16 Nylon
17	6010703	1	Linkage Assembly 11-1/2"
18	2900029	1	Cap Screw, Hex Hd., 3/8-16 x 1-1/2"
19	2900596	1	Cap Screw, Hex Hd., 3/8-16 x 2-1/2"
20	6030126	1	Spacer, 1"
21	6010672B	1	Chain Guard
22	6010130	1	Chain, #50 x 50 pitch
23	2900499	1	Cap Screw, Hex Hd., 1/2-13 x 1-1/2"
24	2900127	1	Flat Washer, 1/2" USS
25	2900026	2	Lock Nut, 1/2-13 Nylon
26	2900542	1	Tap Bolt, Hex Hd., 1/2-13 x 3-1/2"
27	2900058	2	Flat Washer, 1/2" SAE
28	6010677	1	Cover Plate (Narrow)
29	2900668	6	Cap Screw, Hex Hd., 5/16-18 x 7/8"
30	2900022	6	Flat Washer, 5/16" SAE
31	2900039	6	Lock Nut, 5/16-18 Nylon
32	6010673	1	Fan Guard
33	2900144	2	Cap Screw, Hex Hd., 1/4-20 x 3/4"
34	2900009	4	Flat Washer, 1/4" SAE
35	2900010	2	Lock Nut, 1/4-20 Nylon

# Free Wheeling Clutch Assembly #6010179 (Sundstrand)

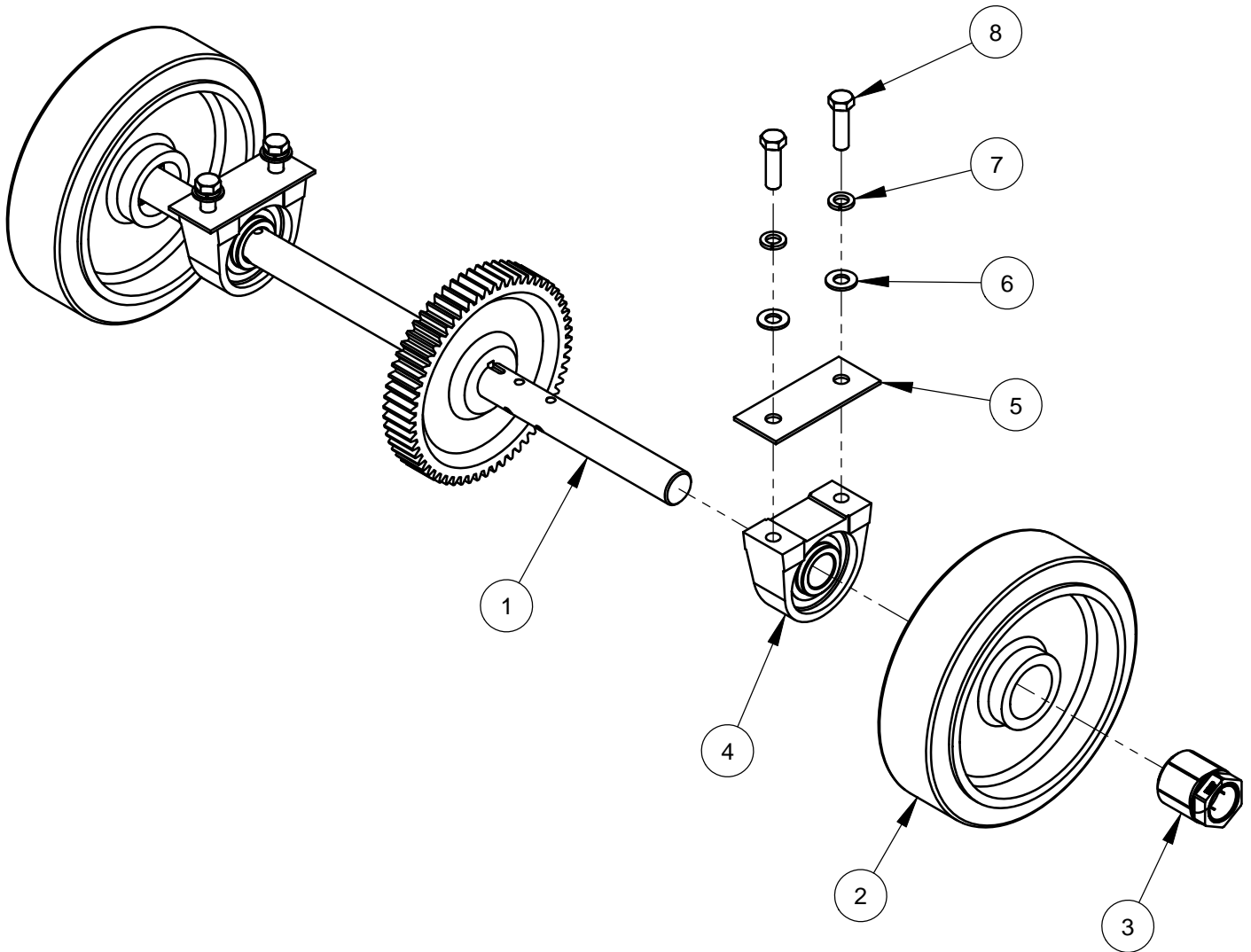


## **Free Wheeling Clutch Assembly #6010179 (Sundstrand)**

ITEM	PART NO.	QTY.	DESCRIPTION
1	6011043	1	Clutch Clamp
2	2900233	1	Cap Screw, Soc. Hd., 5/16-18 x 1-1/2"
3	6011044	1	Clutch Brace
4	2900508	1	Cap Screw, Hex Hd., 5/16-18 x 1-1/2"
5	2900031	1	Lock Washer, 5/16" Split
6	6011089	1	Key, 1/4" Sq. x 1" Long
7	2900383	1	Fender Washer, M8
8	2900024	1	Lock Washer, 1/4" Split
9	2900023	2	Cap Screw, Hex Hd., 1/4-20 x 5/8"
10	6012055	1	Clutch Sprocket Assembly, 19 Tooth
11	6011088	1	Clutch Hub
12	2900061	1	Grease Fitting, 1/4-28 x 90 Degree
13	6011041	1	Clutch Ring with Bearing
14	2500374	1	Retaining Ring, 2" External
15	6011042	1	Clutch Yoke
16	2900117	2	Cap Screw, Soc. Hd., #10-24 x 3/8"
17	2900029	2	Cap Screw, Hex Hd., 3/8-16 x 1-1/2"
18	2900014	4	Flat Washer, 3/8" SAE
19	2900018	2	Lock Nut, 3/8-16 Nylon
20	2500886	1	Rod End, 3/8-24 Male
21	2500152	1	Rod End, 3/8-24 Female
22	6011050	1	Engagement Lever
23	2900063	1	Woodruff Key #405, 1/8" x 5/8"
24	6011051	1	Engagement Handle
25	2400007	1	Knob, 1/2-20 x 1-3/8" Dia.
26	2900125	1	Hex Nut, 1/4-20
27	6011099	2	Lever Guide
28	2900008	4	Cap Screw, Hex Hd., 1/4-20 x 1"
29	2900010	4	Lock Nut, 1/4-20 Nylon
30	2500375	1	Compression Spring
31	2500007	1	Set Collar, 1/2" with Set Screw

## Rear Axle Assembly #6010743\* (Eaton / Gear)

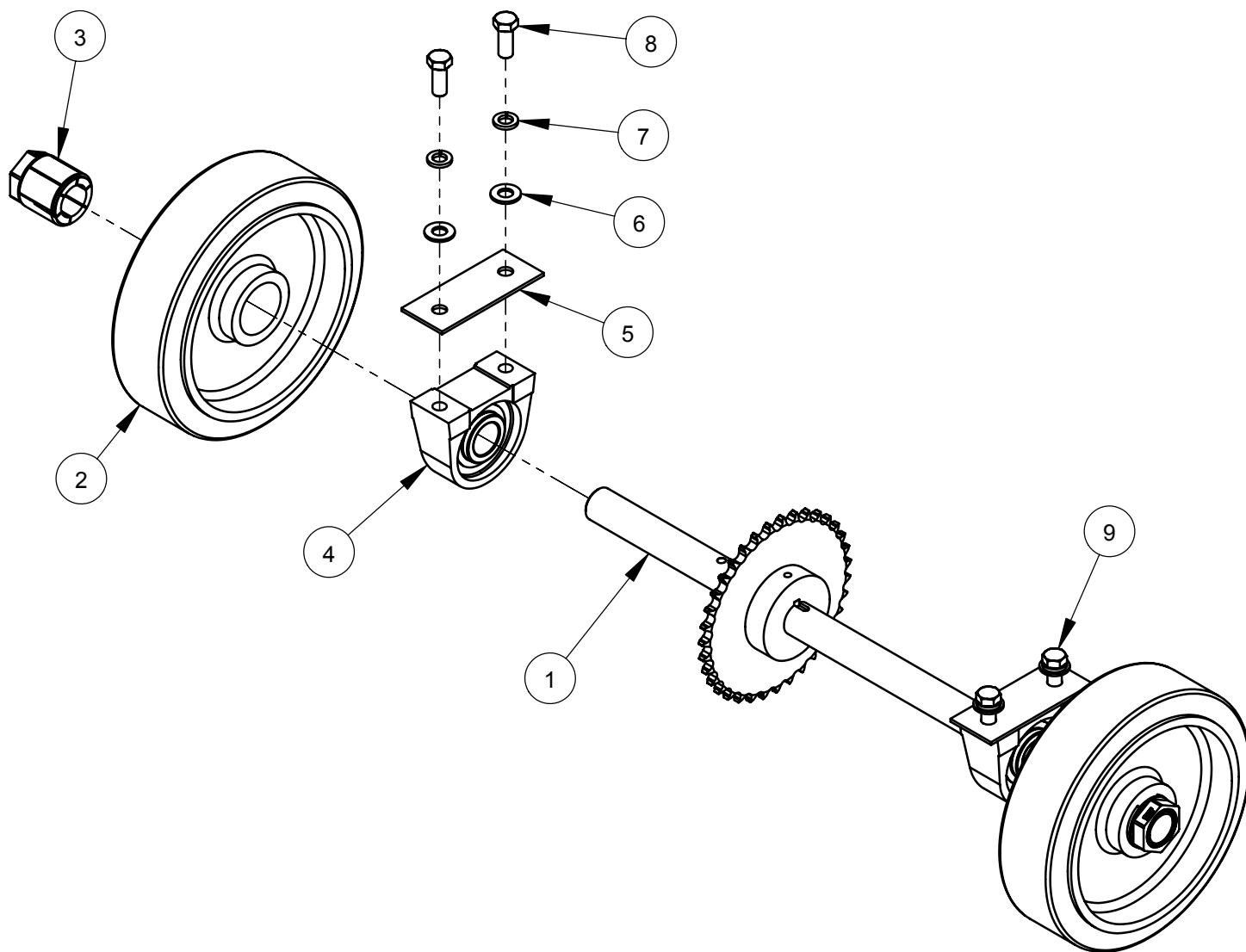
\*Use #6010280 for saws prior to February 2008



ITEM	PART NO.	QTY.	DESCRIPTION
1	6010686	1	Rear Axle Weldment w/60 Tooth Gear
2	2500873	2	Wheel, 10" Rear with 2" Bore
3	2500874	2	Trantorque Bushing, 1-1/4"
4	2500158	2	Pillow Block Bearing 1-1/4"
5	6010024	2	Rear Axle Bearing Spacer, 1/8"
6	2900058	4	Flat Washer, 1/2" SAE
7	2900084	4	Lock Washer, 1/2" Split
8	2900139	4	Cap Screw, Hex Hd., 1/2-13 x 1-3/4"

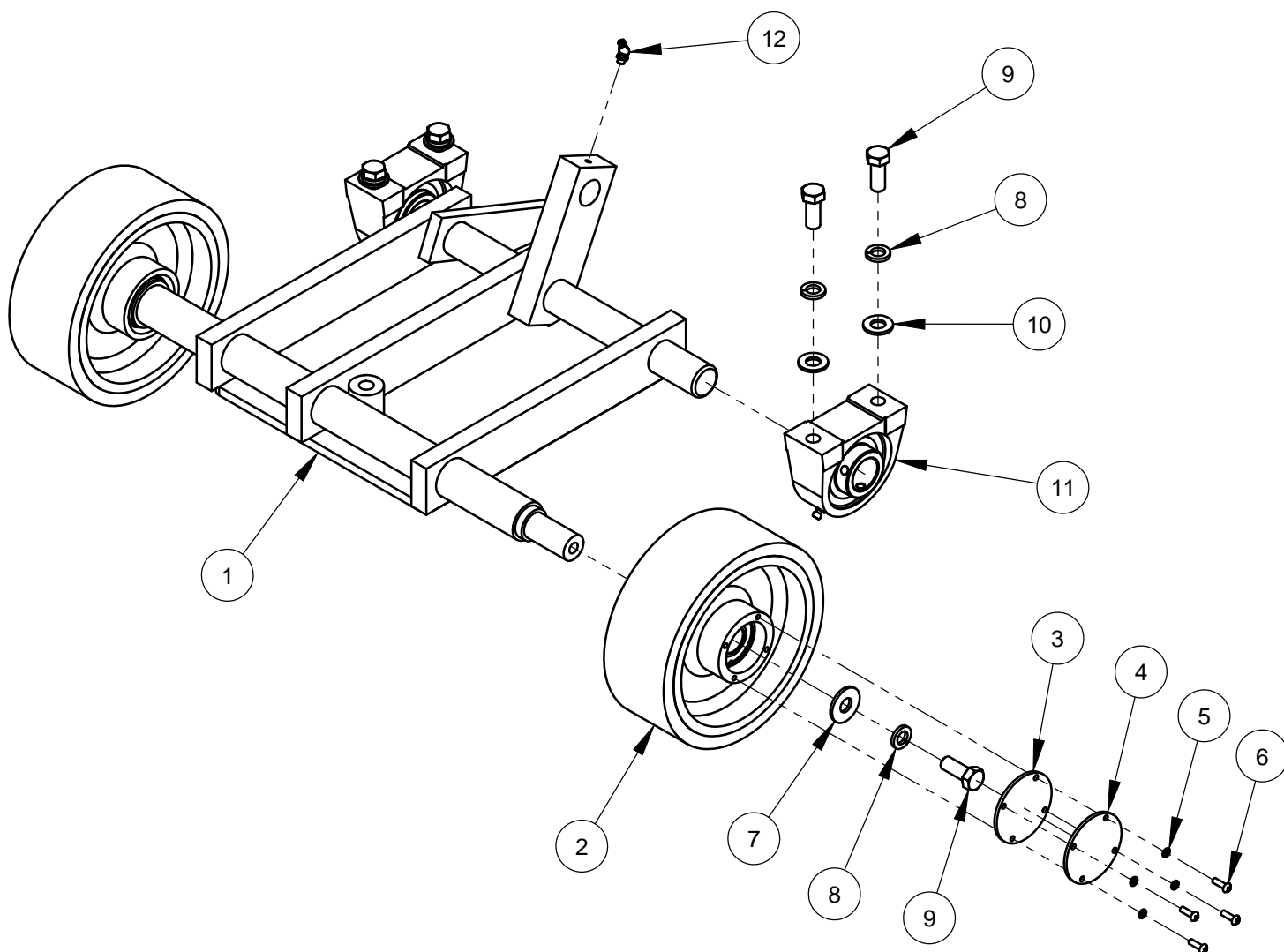
**For saws prior to  
February 2008:  
Use #6010279**

## Rear Axle Assembly #6010744 (Sundstrand / Chain)



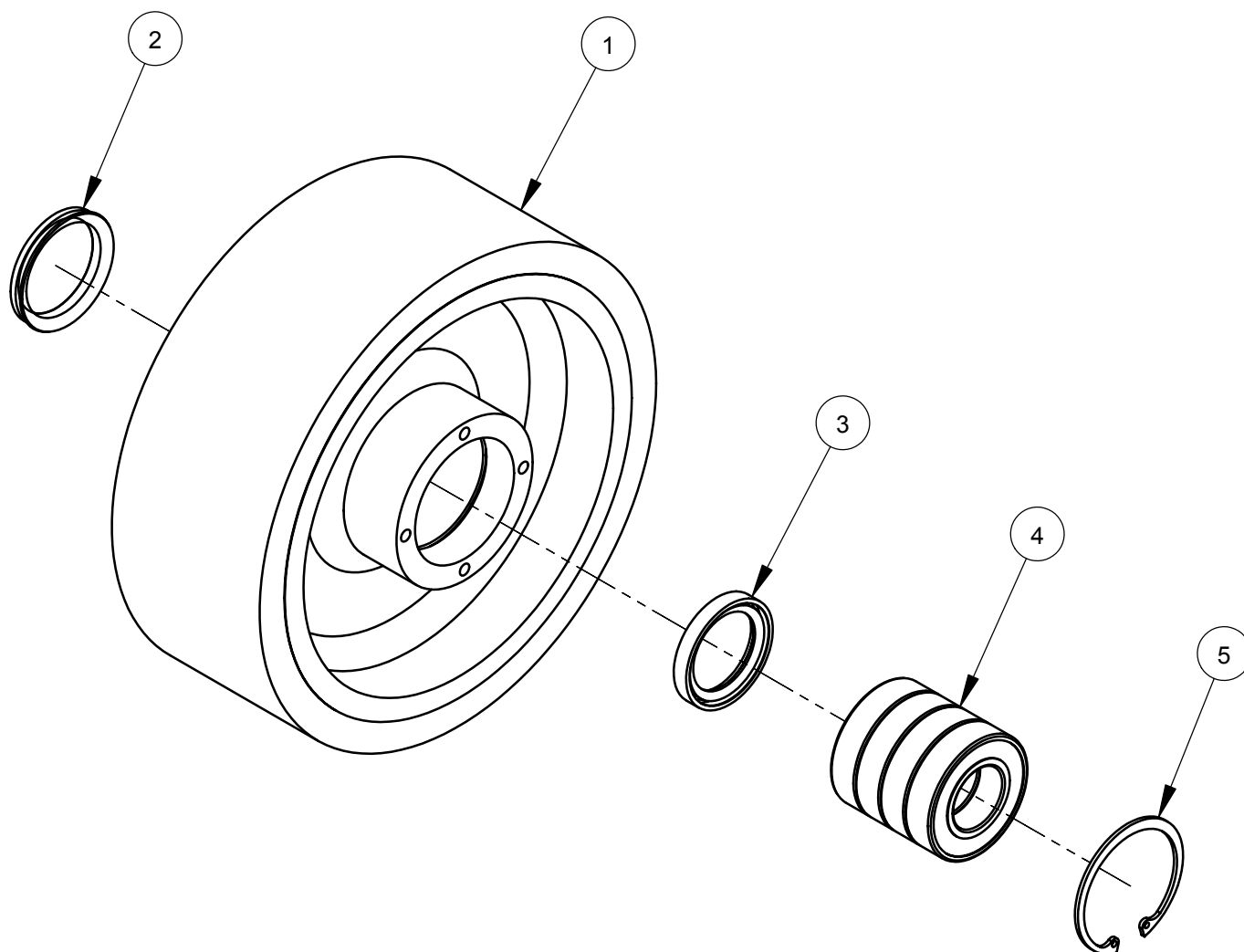
ITEM	PART NO.	QTY.	DESCRIPTION
1	6010281	1	Rear Axle Weldment w/35 Tooth Sprocket
2	2500873	2	Wheel, 10" Rear with 2" Bore
3	2500874	2	Trantorque Bushing, 1-1/4"
4	2500158	2	Pillow Block Bearing 1-1/4"
5	6010024	2	Rear Axle Bearing Spacer, 1/8"
6	2900058	4	Flat Washer, 1/2" SAE
7	2900084	4	Lock Washer, 1/2" Split
8	2900025	2	Cap Screw, Hex Hd., 1/2-13 x 1-1/4"
9	2900139	2	Cap Screw, Hex Hd., 1/2-13 x 1-3/4"

## Front Axle Assembly #6010474



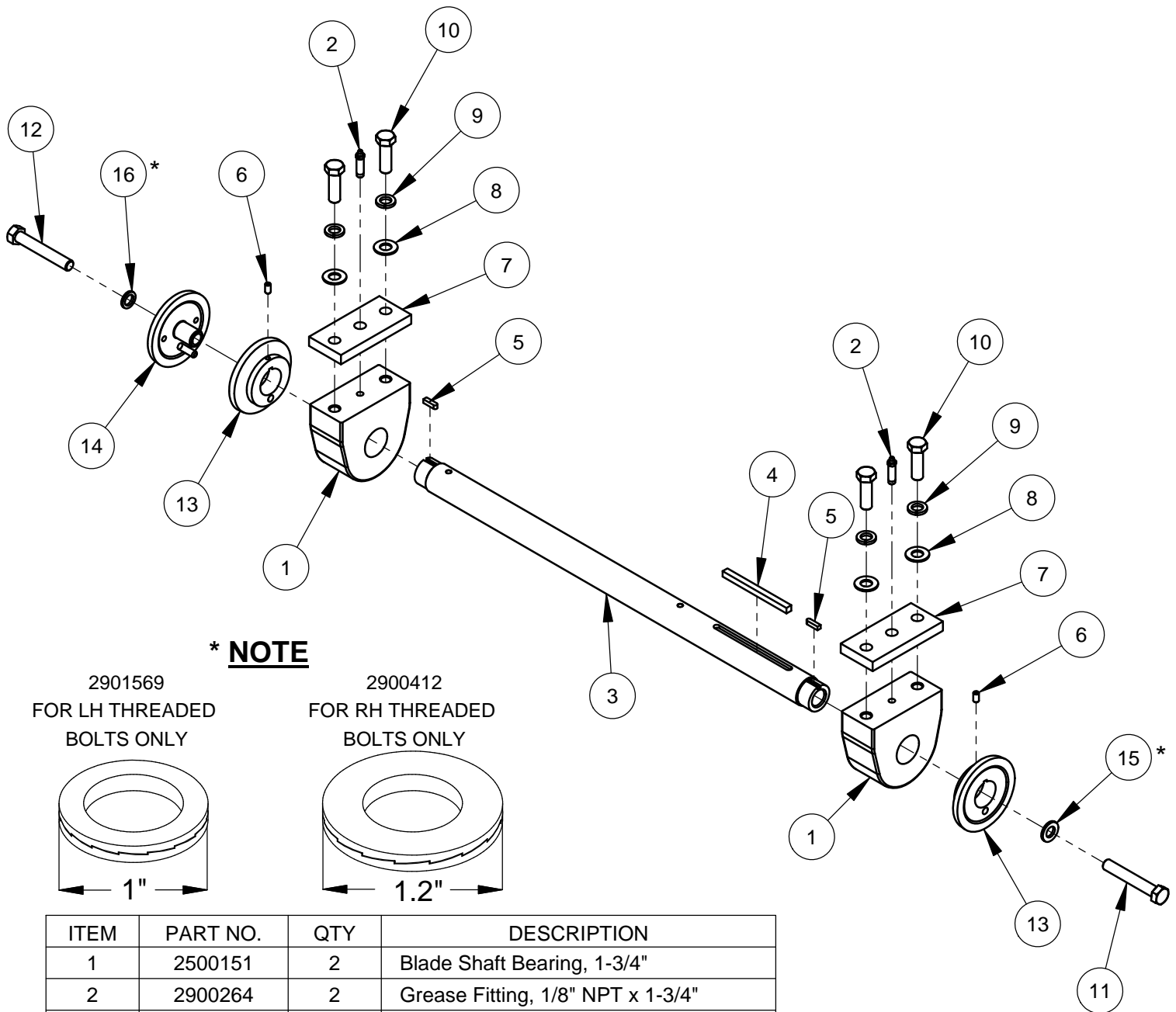
ITEM	PART NO.	QTY.	DESCRIPTION
1	6010535	1	Front Axle Weldment
2	6010581	2	Wheel Assembly, 8" Front
3	2501393	2	Wheel Cover Gasket
4	6010536	2	Wheel Cover
5	2900038	8	Lock Washer, #10 Split
6	2900159	8	Machine Screw, Rd. Hd., #10-24 x 5/8"
7	2900127	2	Flat Washer, 1/2" USS
8	2900084	6	Lock Washer, 1/2" Split
9	2900025	6	Cap Screw, Hex Hd., 1/2-13 x 1-1/4"
10	2900058	4	Flat Washer, 1/2" SAE
11	2500158	2	Pillow Block Bearing 1-1/4"
12	2900184	1	Grease Fitting, 1/4" NPT x 45 degree

## Front Wheel Assembly #6010581



ITEM	PART NO.	QTY.	DESCRIPTION
1	2501390	1	Wheel, 8" Front
2	2501428	1	Seal, 1-1/2" V-Ring
3	2501391	1	Seal, 1-1/4" x 1-3/4" x 1/4"
4	2501418	4	Ball Bearing, 1" x 2" x 1/2"
5	2501392	1	Retaining Ring, 2" Internal

## Blade Shaft Assembly #6010132 (Blades 14" - 26")

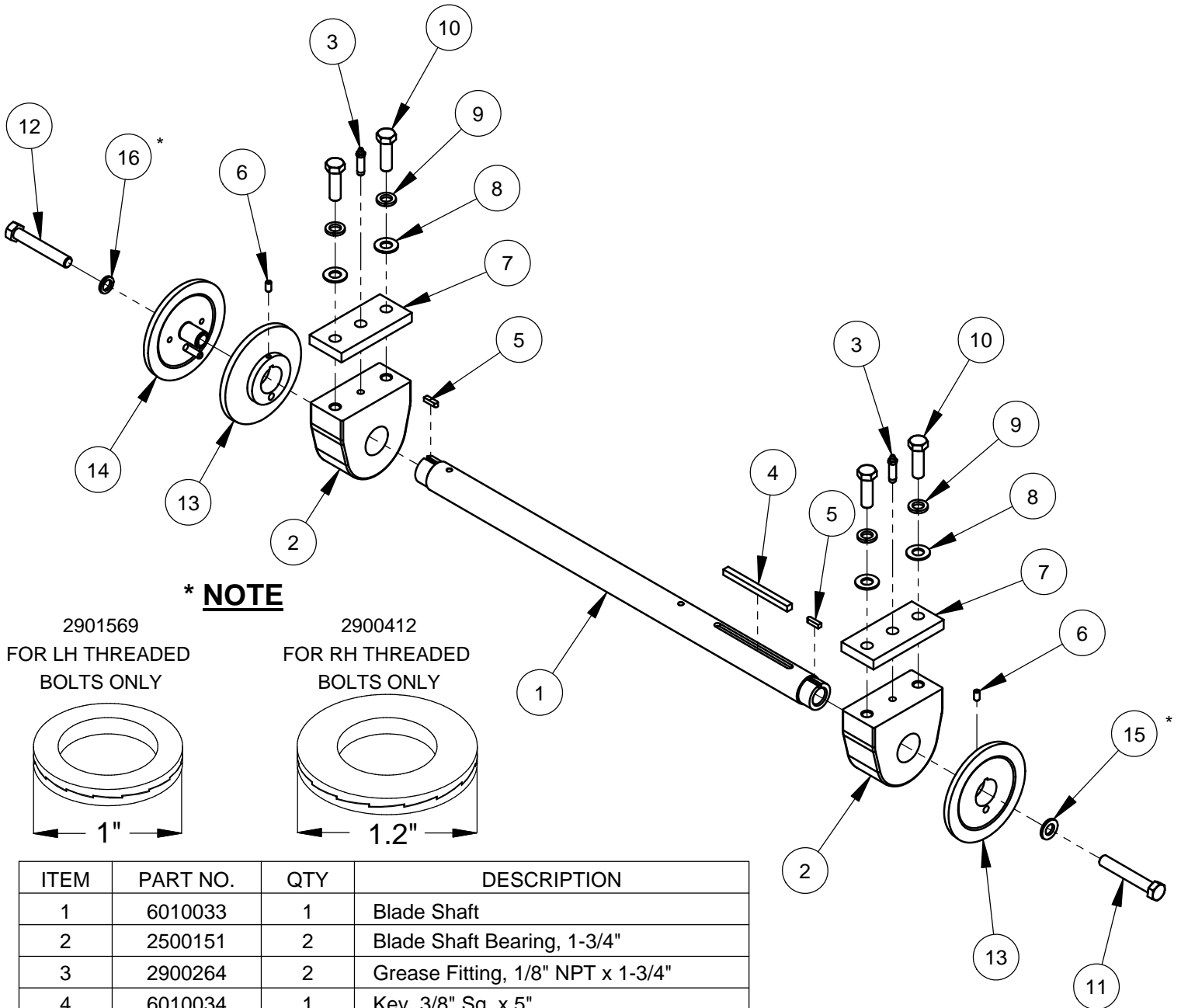


ITEM	PART NO.	QTY	DESCRIPTION
1	2500151	2	Blade Shaft Bearing, 1-3/4"
2	2900264	2	Grease Fitting, 1/8" NPT x 1-3/4"
3	6010033	1	Blade Shaft
4	6010034	1	Key, 3/8" Sq. x 5"
5	6010040	2	Key, 1/4" Sq. x 15/16"
6	2900418	2	Set Screw, Soc. Hd., 5/16-18 x 5/8"
7	6010035	2	Blade Shaft Bearing Spacer 5/8"
8	2900002	4	Flat Washer, 5/8" SAE
9	2900113	4	Lock Washer, 5/8" Split
10	2900136	4	Cap Screw, Hex Hd., 5/8-11 x 2"
11	2900146	1	Cap Screw, Hex Hd., 5/8-11 x 4"
12	2900130	1	Cap Screw, Hex Hd., 5/8-11 x 4" LH
13	6010036	2	Inner Flange 4-1/2"
14	6010037	1	Outer Flange 4-1/2" with Pin
	2900197	1	Dowel Pin, 3/8" Dia. x 2"
15	2900412	1	Lock Washer, Wedge 5/8"
16	2901569	1	Lock Washer, Wedge 5/8" LH

\* See Note

\* See Note

# **Blade Shaft Assembly #6010133 (Blades 30" - 36")**

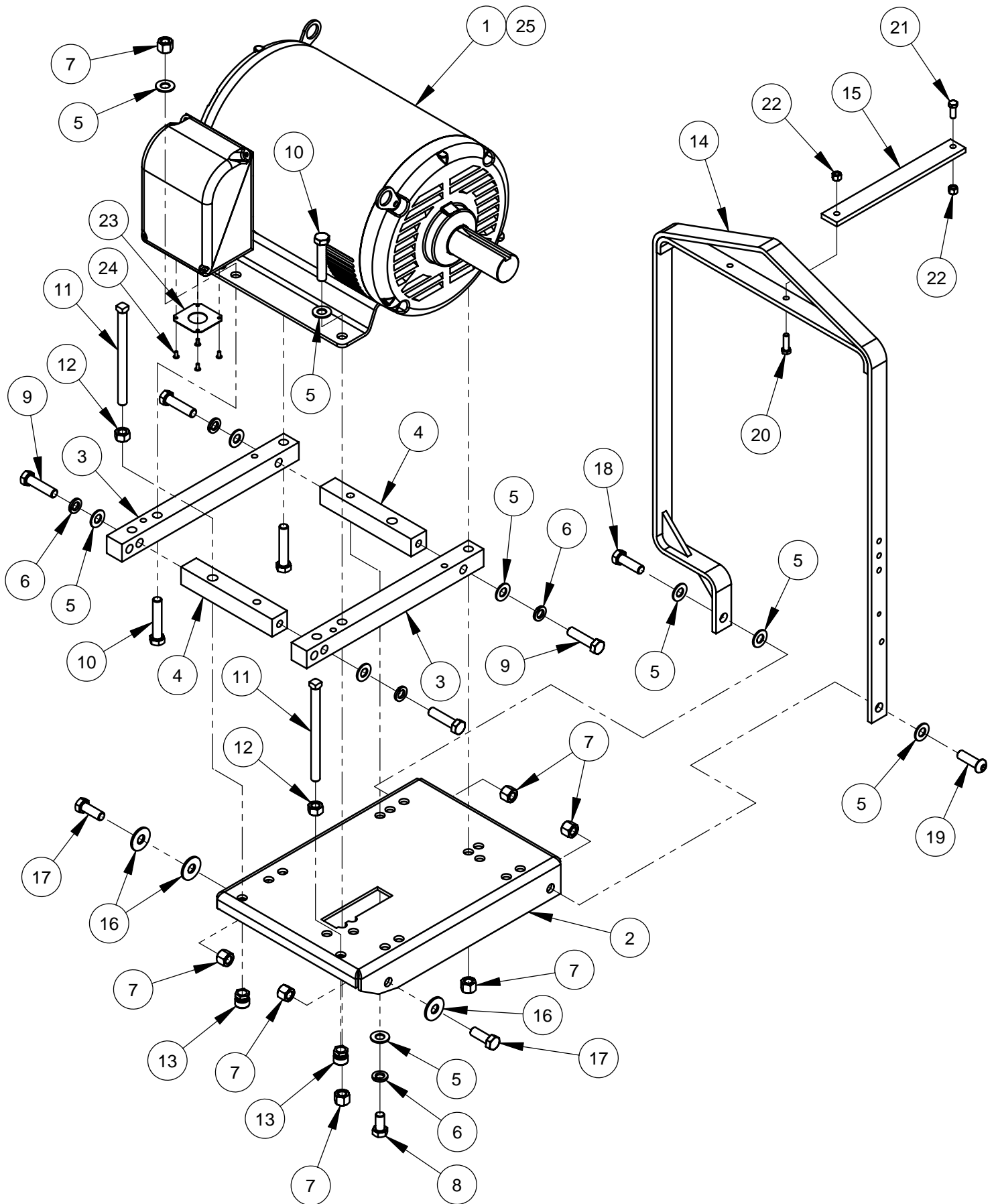


ITEM	PART NO.	QTY	DESCRIPTION
1	6010033	1	Blade Shaft
2	2500151	2	Blade Shaft Bearing, 1-3/4"
3	2900264	2	Grease Fitting, 1/8" NPT x 1-3/4"
4	6010034	1	Key, 3/8" Sq. x 5"
5	6010040	2	Key, 1/4" Sq. x 15/16"
6	2900418	2	Set Screw, Soc. Hd., 5/16-18 x 5/8"
7	6010035	2	Blade Shaft Bearing Spacer 5/8"
8	2900002	4	Flat Washer, 5/8" SAE
9	2900113	4	Lock Washer, 5/8" Split
10	2900136	4	Cap Screw, Hex Hd., 5/8-11 x 2"
11	2900146	1	Cap Screw, Hex Hd., 5/8-11 x 4"
12	2900130	1	Cap Screw, Hex Hd., 5/8-11 x 4" LH
13	6010038	2	Inner Flange 6"
14	6010039	1	Outer Flange 6" with Pin
	2900197	1	Dowel Pin, 3/8" Dia. x 2"
15	2900412	1	Lock Washer, Wedge 5/8"
16	2901569	1	Lock Washer, Wedge 5/8" LH

\*See Note

\*See Note

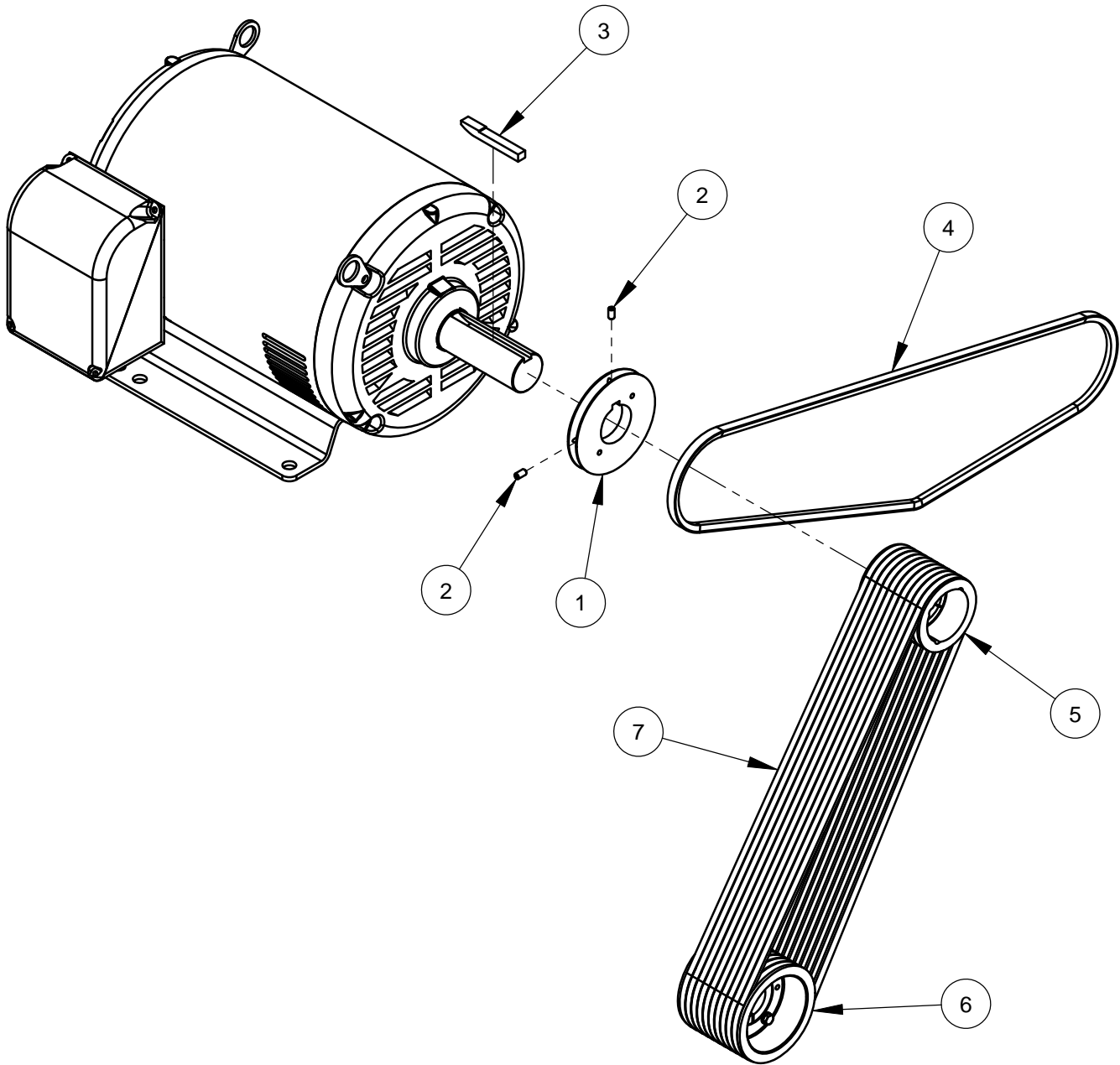
## 40hp Motor Mount Assembly #6010782



## **40hp Motor Mount Assembly #6010782**

ITEM	PART NO.	QTY.	DESCRIPTION
1	2600185	1	Motor, 40hp Lincoln
2	6010011	1	Engine Base Weldment
3	6012034	2	Motor Spacer
4	6012035	2	Motor Connect Spacer
5	2900002	12	Flat Washer, 5/8" SAE
6	2900113	5	Lock Washer, 5/8" Split
7	2900135	8	Lock Nut, 5/8-11 Nylon
8	2900512	1	Cap Screw, Hex Hd., 5/8-11 x 1-1/4"
9	2900527	4	Cap Screw, Hex Hd., 5/8-11 x 2-1/2"
10	2900137	4	Cap Screw, Hex Hd., 5/8-11 x 3-1/4"
11	2900385	2	Set Screw, Sq. Hd., 5/8-11 x 8"
12	2900112	2	Hex Nut, 5/8-11
13	2900446	2	Swivel Pad Nut, 5/8-11
14	6010012	1	Frame Lift
15	6010013	1	Frame Lift Brace
16	2900721	3	Flat Washer, 5/8" USS Hardened
17	2900147	2	Cap Screw, Hex Hd., 5/8-11 x 1-3/4"
18	2900136	1	Cap Screw, Hex Hd., 5/8-11 x 2"
19	2900286	1	Cap Screw, Button Hd., 5/8-11 x 2"
20	2900013	1	Cap Screw, Hex Hd., 3/8-16 x 1-1/4"
21	2900005	1	Cap Screw, Hex Hd., 3/8-16 x 1"
22	2900018	2	Lock Nut, 3/8-16 Nylon
23	2500676	1	Motor Cord Adapter Plate
24	2900201	4	Rivet, 3/16" Dia.
25	2600250	1	Motor, 40hp Lincoln (575 Volt)

## **40hp Belt Drive Assembly #6010468**



<b>20" BLADE DRIVE #6010468A</b>			
ITEM	PART NO.	QTY.	DESCRIPTION
1	6010182	1	Pulley, Accessory Drive
2	2900418	2	Set Screw, Soc. Hd., 5/16-18 x 5/8"
3	2701362	1	Key, 1/2" Sq. x 4-1/2" Long
4	6010469	1	Link Belt
5	6010470	1	Sheave, 5.6" x 10 Groove w/Bushing
	2500209	1	Sheave, 5.6" x 10 Groove QD Style
	2500934	1	QD Bushing, SK x 2-1/8" w/Fasteners
6	6010658	1	Sheave, 4" x 10 Groove w/Bushing
	2501380	1	Sheave, 4" x 10 Groove Taper Style
	2501410	1	Taper Bushing, 1-3/4" w/Setscrews
7	2500188	10	V-Belt, 3VX560

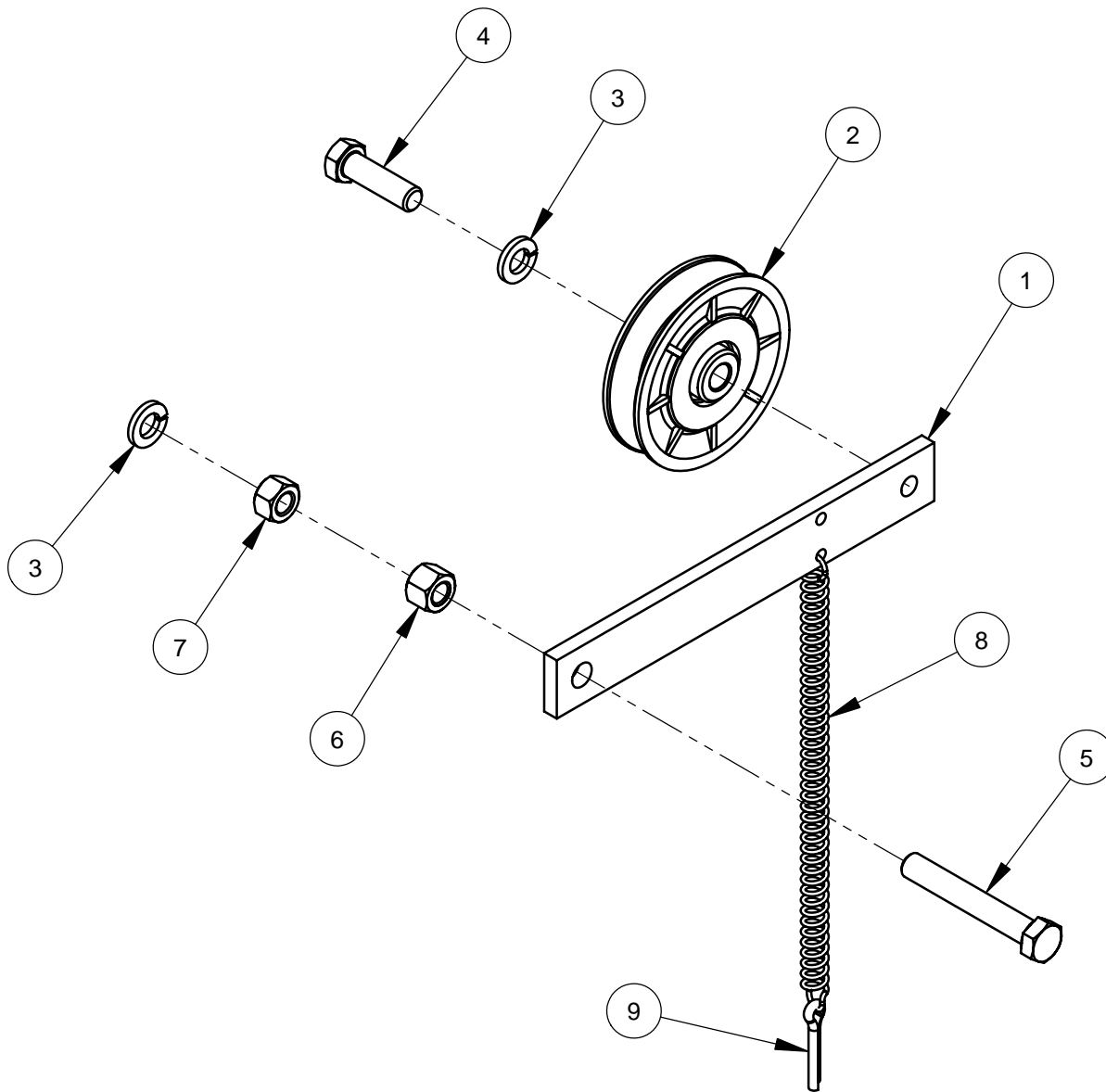
## **40hp Belt Drive Assembly #6010468**

<b>26" BLADE DRIVE #6010468B</b>			
ITEM	PART NO.	QTY.	DESCRIPTION
1	6010182	1	Pulley, Accessory Drive
2	2900418	2	Set Screw, Soc. Hd., 5/16-18 x 5/8"
3	2701362	1	Key, 1/2" Sq. x 4-1/2" Long
4	6010469	1	Link Belt
5	6010471	1	Sheave, 5" x 10 Groove w/Bushing
	2500655	1	Sheave, 5" x 10 Groove Taper Style
	2500398	1	Taper Bushing, 2-1/8" w/Setscrews
6	6010545	1	Sheave, 4.5" x 10 Groove w/Bushing
	2501381	1	Sheave, 4.5" x 10 Groove Taper Style
	2501410	1	Taper Bushing, 1-3/4" w/Setscrews
7	2500188	10	V-Belt, 3VX560

<b>30" BLADE DRIVE #6010468C</b>			
ITEM	PART NO.	QTY.	DESCRIPTION
1	6010182	1	Pulley, Accessory Drive
2	2900418	2	Set Screw, Soc. Hd., 5/16-18 x 5/8"
3	2701362	1	Key, 1/2" Sq. x 4-1/2" Long
4	6010469	1	Link Belt
5	6010472	1	Sheave, 4.75" x 10 Groove w/Bushing
	2500633	1	Sheave, 4.75" x 10 Groove Taper Style
	2500398	1	Taper Bushing, 2-1/8" w/Setscrews
6	6010573	1	Sheave, 5" x 10 Groove w/Bushing
	2500655	1	Sheave, 5" x 10 Groove Taper Style
	2500454	1	Taper Bushing, 1-3/4" w/Setscrews
7	2500188	10	V-Belt, 3VX560

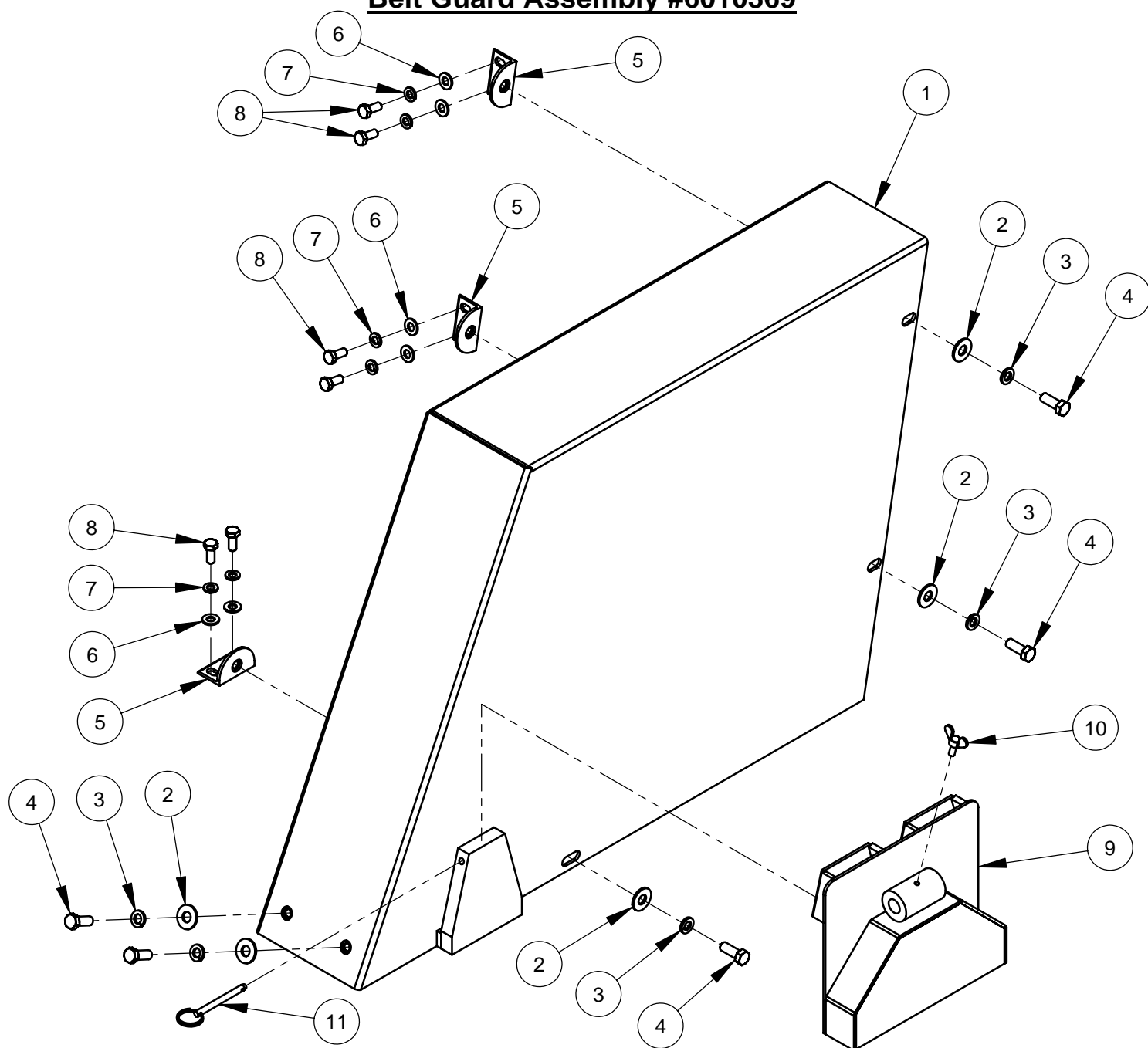
<b>36" BLADE DRIVE #6010468D</b>			
ITEM	PART NO.	QTY.	DESCRIPTION
1	6010182	1	Pulley, Accessory Drive
2	2900418	2	Set Screw, Soc. Hd., 5/16-18 x 5/8"
3	6011227	1	Key, 1/2" Sq. x 4" Bevel End Step
4	6010469	1	Link Belt
5	6012156	1	Sheave, 4" x 10 Groove w/Bushing
	2501380	1	Sheave, 4" x 10 Groove Taper Style
	2501992	1	Taper Bushing, 2-1/8" w/Setscrews & Key
6	6010813	1	Sheave, 5.3" x 10 Groove w/Bushing
	2500516	1	Sheave, 5.3" x 10 Groove QD Style
	2500176	1	QD Bushing, SK x 1-3/4" w/Fasteners
7	2500188	10	V-Belt, 3VX560

## Idler Assembly #6010194



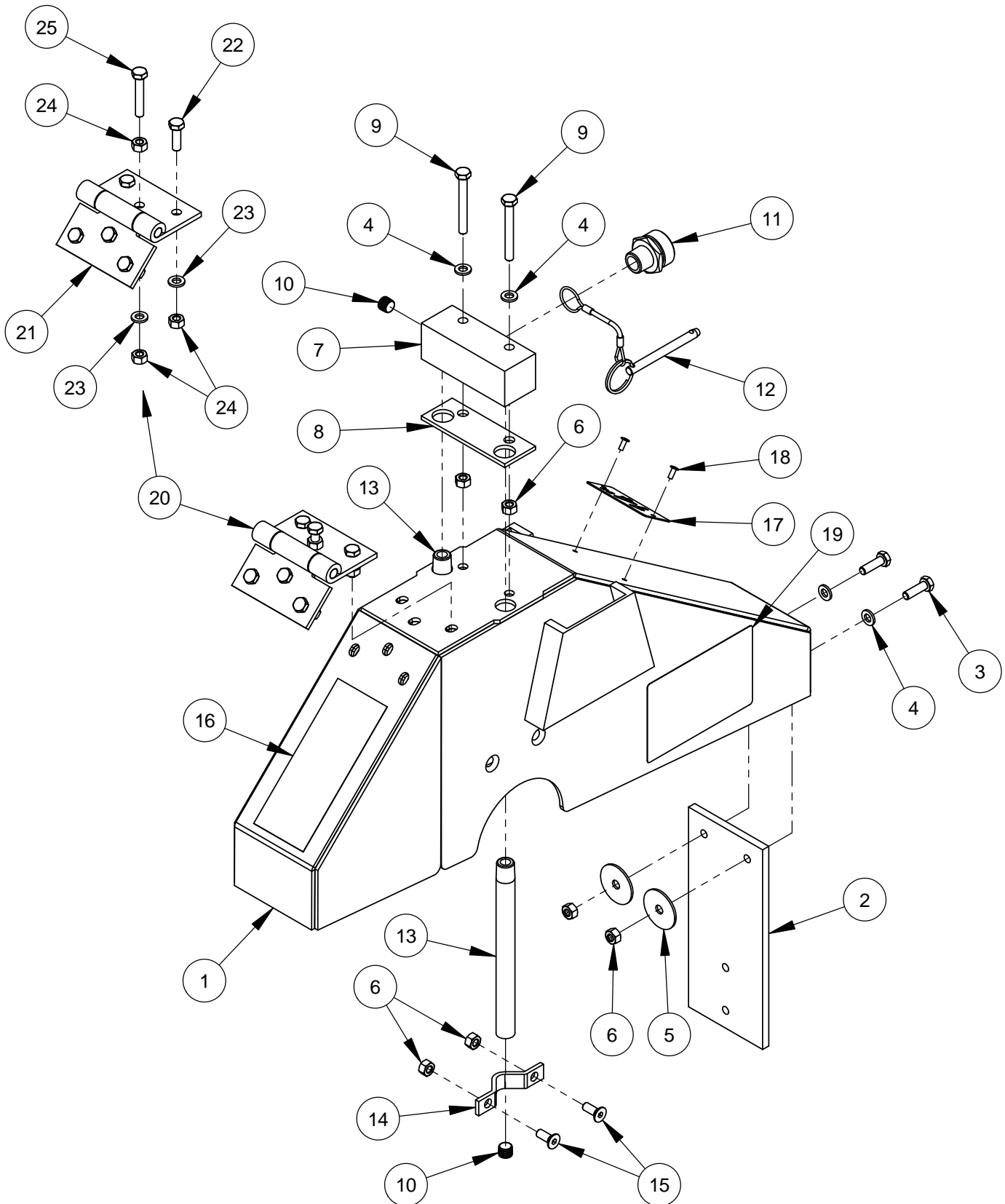
ITEM	PART NO.	QTY	DESCRIPTION
1	6048218	1	Idler Arm
2	2500074	1	Idler Pulley 3"
3	2900006	2	Lock Washer, 3/8" Split
4	2900013	1	Cap Screw, Hex Hd., 3/8-16 x 1-1/4"
5	2900521	1	Tap Bolt, Hex Hd., 3/8-16 x 2-1/2"
6	2900018	1	Lock Nut, 3/8-16 Nylon
7	2900033	1	Hex Nut, 3/8-16
8	2500195	1	Spring, 3/8" x 7-3/4"
9	2900055	1	Cotter Pin, 3/16" x 1"

## Belt Guard Assembly #6010369



ITEM	PART NO.	QTY	DESCRIPTION
1	6010331A	1	Belt Guard Weldment
2	2900473	5	Flat Washer, 3/8" USS
3	2900006	5	Lock Washer, 3/8" Split
4	2900005	5	Cap Screw, Hex Hd., 3/8-16 x 1"
5	6010558	3	Guard Mounting Tab, 3/8-16
6	2900022	6	Flat Washer, 5/16" SAE
7	2900031	6	Lock Washer, 5/16" Split
8	2900019	6	Cap Screw, Hex Hd., 5/16-18 x 3/4"
9	6010555	1	Shaft/Flange Guard (Narrow)
10	2900307	1	Wing Screw, M6 x 16mm
11	2900156	1	Lock Pin with Ring

## 14" Blade Guard Assembly #6010950

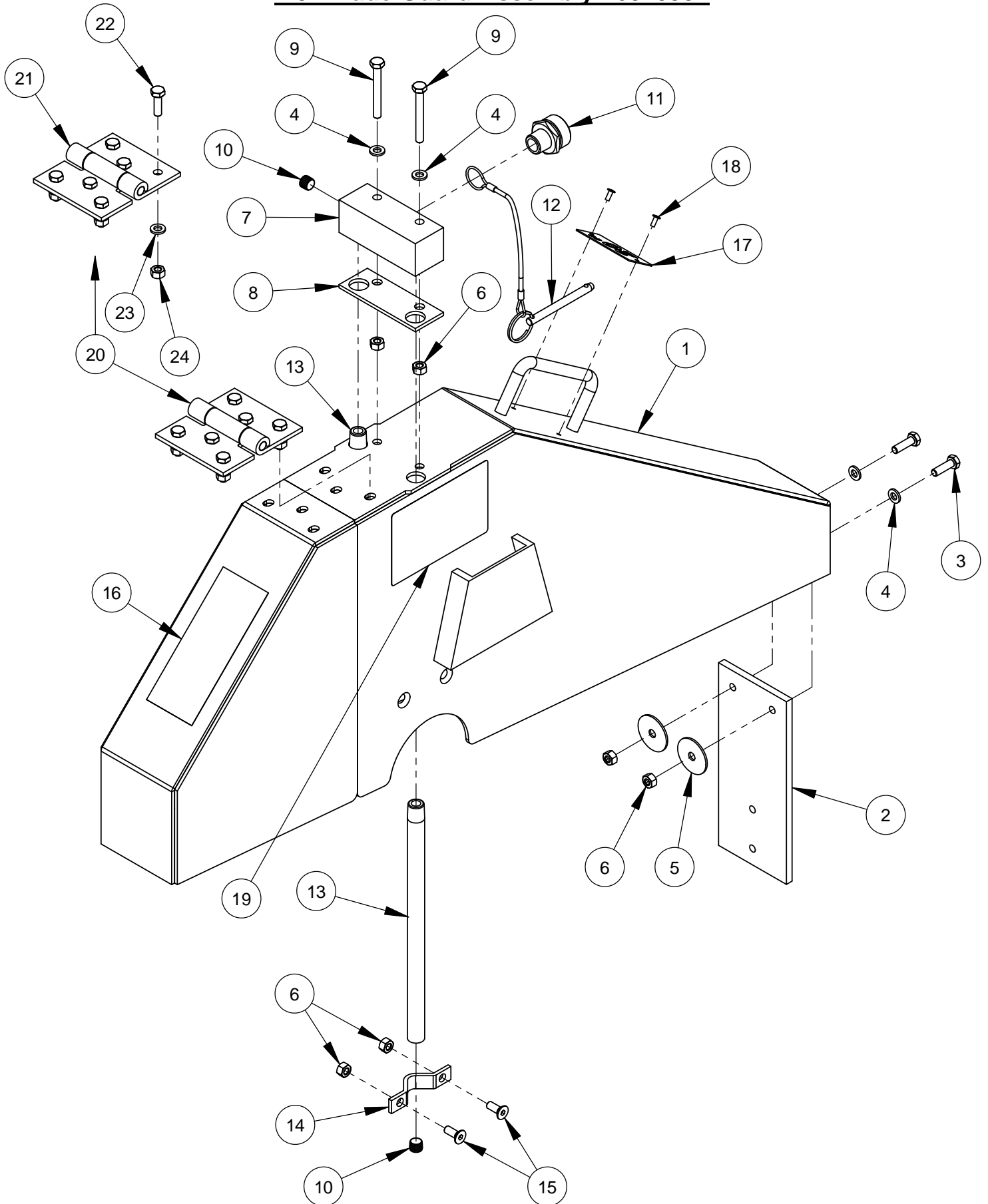


## **14" Blade Guard Assembly #6010950**

ITEM	PART NO.	QTY.	DESCRIPTION
1	6010601	1	14" Blade Guard Front & Rear Only
2	6010081	1	Splash Flap
3	2900310	2	Cap Screw, Hex Hd., M6-1.0 x 20mm
4	2901494	4	Flat Washer, M6
5	2900083	2	Fender Washer, 1/4" x 1-1/4"
6	2900302	8	Lock Nut, M6-1.0 Nylon Insert
7	6010261	1	Water Manifold
8	2500830	1	Water Manifold Gasket
9	2901355	2	Cap Screw, Hex Hd., M6-1.0 x 50mm
10	3200001	3	Plug, 1/8" NPT
11	3200002	1	Fitting, 3/8" M. Pipe to 3/4" M. Garden
12	2900278	1	Lanyard with Lock Pin
13	6048283	2	Water Tube for 14" Guard
14	6048155	2	Water Tube Clamp
15	2900308	4	Cap Screw, Flat Hd., M6-1.0 x 16mm
16	1800001	1	Warning Label
17	1801369A	1	Blade Guard Size Tag
18	2900287	2	Rivet, 1/8" Dia.
19	1802090	2	Label, Wedge Locking Washer
20	6048026	1	Hinge Assembly

ITEM	PART NO.	QTY.	DESCRIPTION
21	2500270	1	Blade Guard Hinge
22	2900310	5	Cap Screw, Hex Hd., M6-1.0 x 20mm
23	2901494	6	Flat Washer, M6
24	2900302	7	Lock Nut, M6-1.0 Nylon Insert
25	2900312	1	Cap Screw, Hex Hd., M6-1.0 x 35mm

## 20" Blade Guard Assembly #6010952

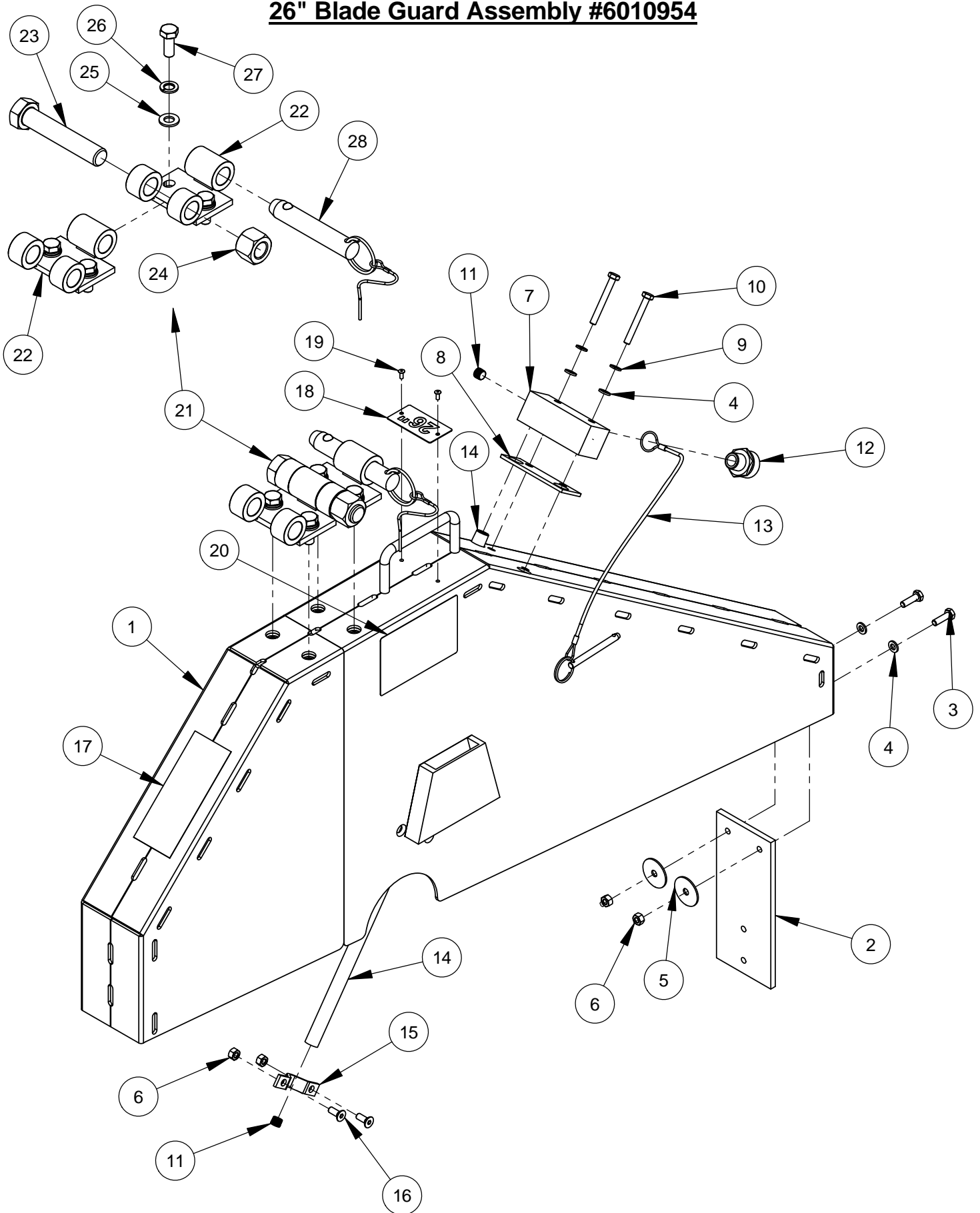


## **20" Blade Guard Assembly #6010952**

ITEM	PART NO.	QTY.	DESCRIPTION
1	6010603	1	20" Blade Guard Front & Rear Only
2	6010081	1	Splash Flap
3	2900310	2	Cap Screw, Hex Hd., M6-1.0 x 20mm
4	2901494	4	Flat Washer, M6
5	2900083	2	Fender Washer, 1/4" x 1-1/4"
6	2900302	8	Lock Nut, M6-1.0 Nylon Insert
7	6010261	1	Water Manifold
8	2500830	1	Water Manifold Gasket
9	2901355	2	Cap Screw, Hex Hd., M6-1.0 x 50mm
10	3200001	3	Plug, 1/8" NPT
11	3200002	1	Fitting, 3/8" M. Pipe to 3/4" M. Garden
12	2900278	1	Lanyard with Lock Pin
13	6010085	2	Water Tube for 20" Guard
14	6048155	2	Water Tube Clamp
15	2900308	4	Cap Screw, Flat Hd., M6-1.0 x 16mm
16	1800001	1	Warning Label
17	1801369D	1	Blade Guard Size Tag
18	2900287	2	Rivet, 1/8" Dia.
19	1802090	2	Label, Wedge Locking Washer
20	6048027	1	Hinge Assembly

ITEM	PART NO.	QTY.	DESCRIPTION
21	2500270	1	Blade Guard Hinge
22	2900310	6	Cap Screw, Hex Hd., M6-1.0 x 20mm
23	2901494	6	Flat Washer, M6
24	2900302	6	Lock Nut, M6-1.0 Nylon Insert

## 26" Blade Guard Assembly #6010954

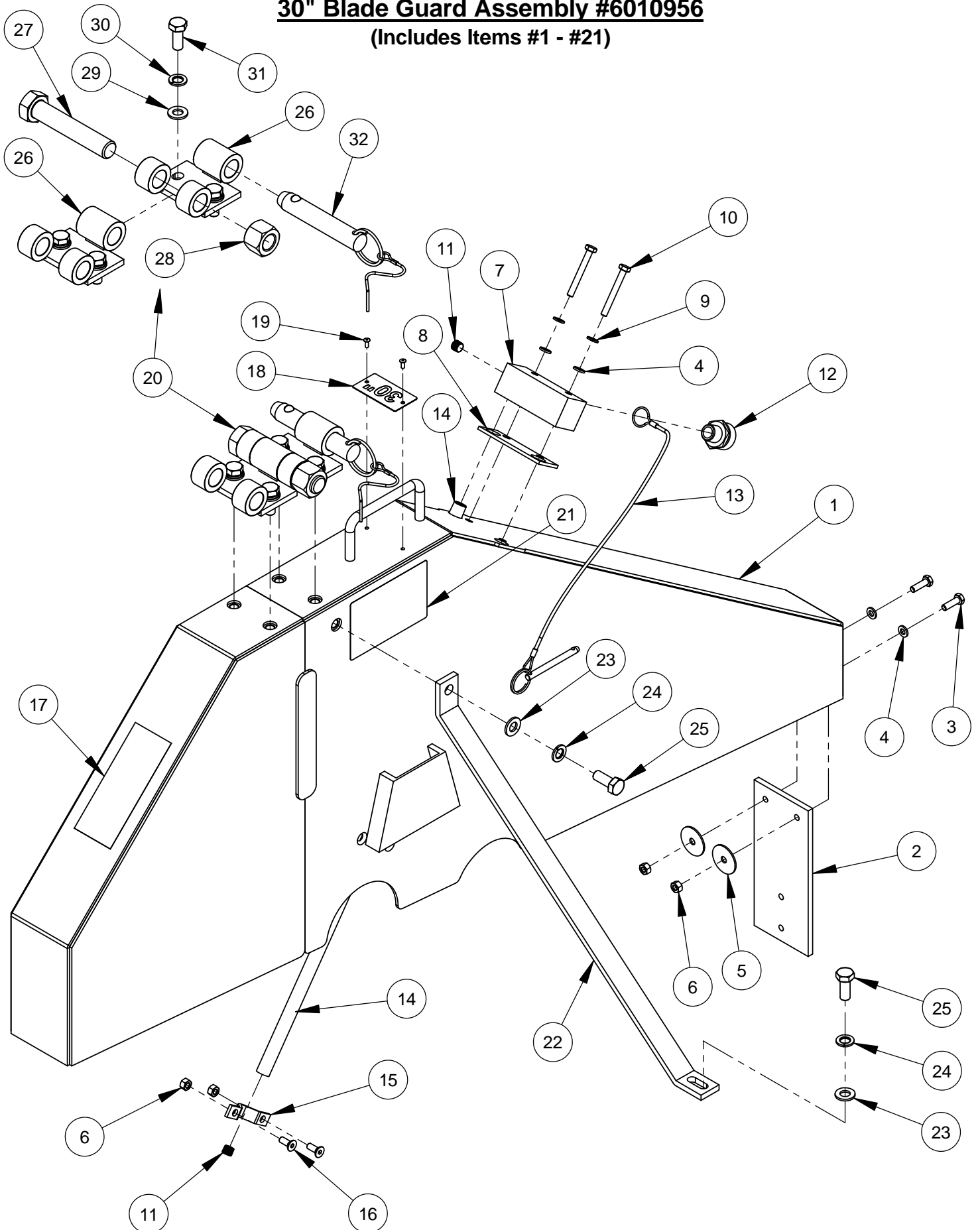


## **26" Blade Guard Assembly #6010954**

ITEM	PART NO.	QTY.	DESCRIPTION
1	6010955	1	26" Blade Guard Front & Rear Only
2	6010081	1	Splash Flap
3	2900310	2	Cap Screw, Hex Hd., M6-1.0 x 20mm
4	2901494	4	Flat Washer, M6
5	2900083	2	Fender Washer, 1/4" x 1-1/4"
6	2900302	6	Lock Nut, M6-1.0 Nylon Insert
7	6010261	1	Water Manifold
8	2500830	1	Water Manifold Gasket
9	2900765	2	Lock Washer, M6 Split
10	2901355	2	Cap Screw, Hex Hd., M6-1.0 x 50mm
11	3200001	3	Plug, 1/8" NPT
12	3200002	1	Fitting, 3/8" M. Pipe to 3/4" M. Garden
13	2900279	1	Lanyard with Lock Pin
14	6010086	2	Water Tube for 26" Guard
15	6048155	2	Water Tube Clamp
16	2900308	4	Cap Screw, Flat Hd., M6-1.0 x 16mm
17	1800001	1	Warning Label
18	1801369F	1	Blade Guard Size Tag
19	2900287	2	Rivet, 1/8" Dia.
20	1802090	2	Label, Wedge Locking Washer
21	6010873	1	Universal Hinge Assembly

ITEM	PART NO.	QTY	DESCRIPTION
22	6010871	2	Hinge Weldment, Universal
23	2900479	1	Cap Screw, Hex Hd., 3/4-10 x 4"
24	2900467	1	Lock Nut, 3/4-10 Nylon
25	2901356	4	Flat Washer, M10
26	2900321	4	Lock Washer, M10 Split
27	2900333	4	Cap Screw, Hex Hd., M10-1.5 x 25mm
28	2503824	1	Detent Pin, 3/4" x 3" Grip

# **30" Blade Guard Assembly #6010956** **(Includes Items #1 - #21)**

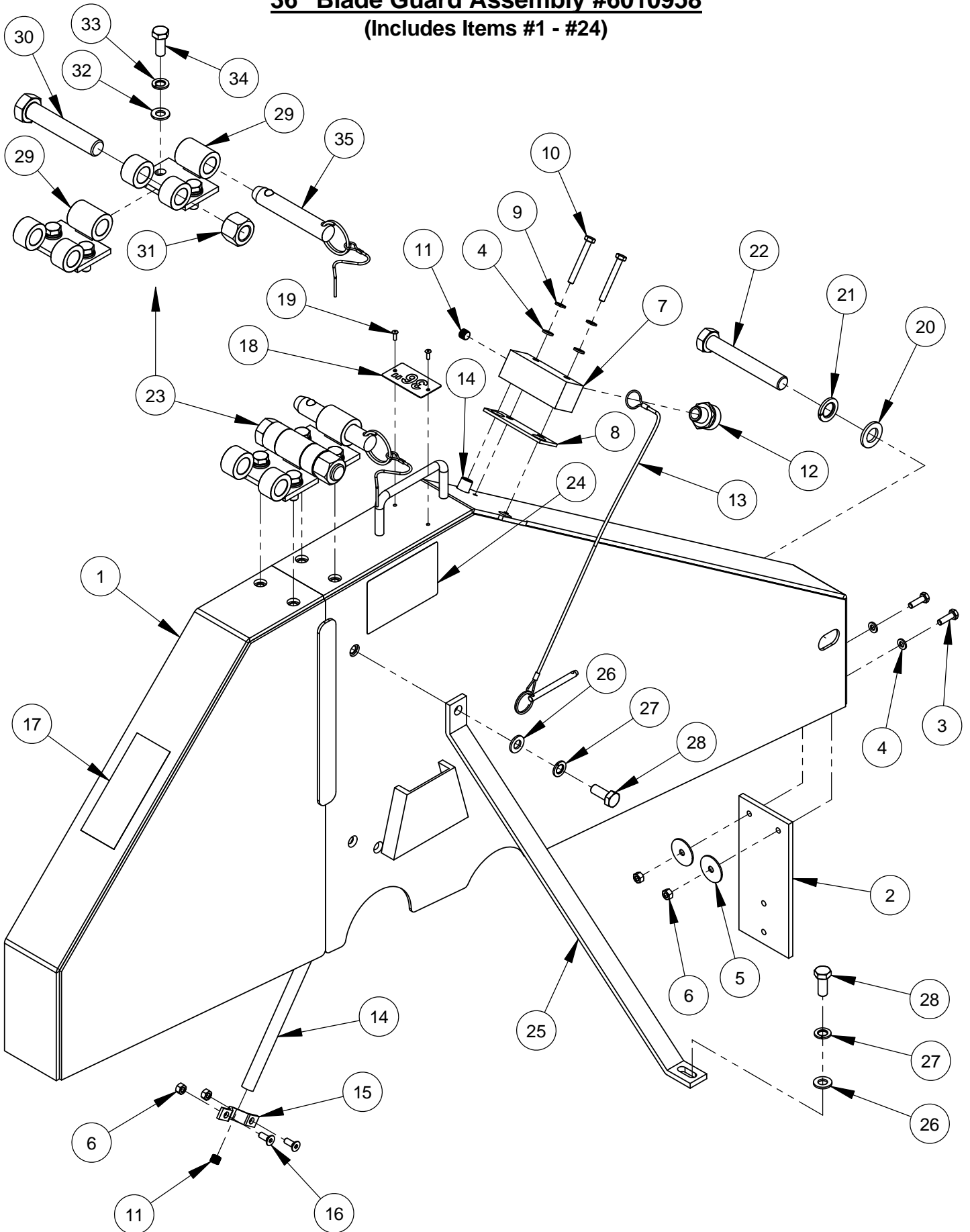


**30" Blade Guard Assembly #6010956**  
**(Includes Items #1 - #21)**

ITEM	PART NO.	QTY	DESCRIPTION
1	6010957	1	30" Blade Guard Front & Rear Only
2	6010081	1	Splash Flap
3	2900310	2	Cap Screw, Hex Hd., M6-1.0 x 20mm
4	2901494	4	Flat Washer, M6
5	2900083	2	Fender Washer, 1/4" x 1-1/4"
6	2900302	6	Lock Nut, M6-1.0 Nylon Insert
7	6010261	1	Water Manifold
8	2500830	1	Water Manifold Gasket
9	2900765	2	Lock Washer, M6 Split
10	2901355	2	Cap Screw, Hex Hd., M6-1.0 x 50mm
11	3200001	3	Plug, 1/8" NPT
12	3200002	1	Fitting, 3/8" M. Pipe to 3/4" M. Garden
13	2900279	1	Lanyard with Lock Pin
14	6010087	2	Water Tube for 30" Guard
15	6048155	2	Water Tube Clamp
16	2900308	4	Cap Screw, Flat Hd., M6-1.0 x 16mm
17	1800001	1	Warning Label
18	1801369G	1	Blade Guard Size Tag
19	2900287	2	Rivet, 1/8" Dia.
20	6010873	1	Universal Hinge Assembly
21	1802090	2	Label, Wedge Locking Washer
22	6010134	1	Blade Guard Brace
23	2901356	2	Flat Washer, M10
24	2900321	2	Lock Washer, M10 Split
25	2900333	2	Cap Screw, Hex Hd., M10-1.5 x 25mm

ITEM	PART NO.	QTY	DESCRIPTION
26	6010871	2	Hinge Weldment, Universal
27	2900479	1	Cap Screw, Hex Hd., 3/4-10 x 4"
28	2900467	1	Lock Nut, 3/4-10 Nylon
29	2901356	4	Flat Washer, M10
30	2900321	4	Lock Washer, M10 Split
31	2900333	4	Cap Screw, Hex Hd., M10-1.5 x 25mm
32	2503824	1	Detent Pin, 3/4" x 3" Grip

# **36" Blade Guard Assembly #6010958** **(Includes Items #1 - #24)**



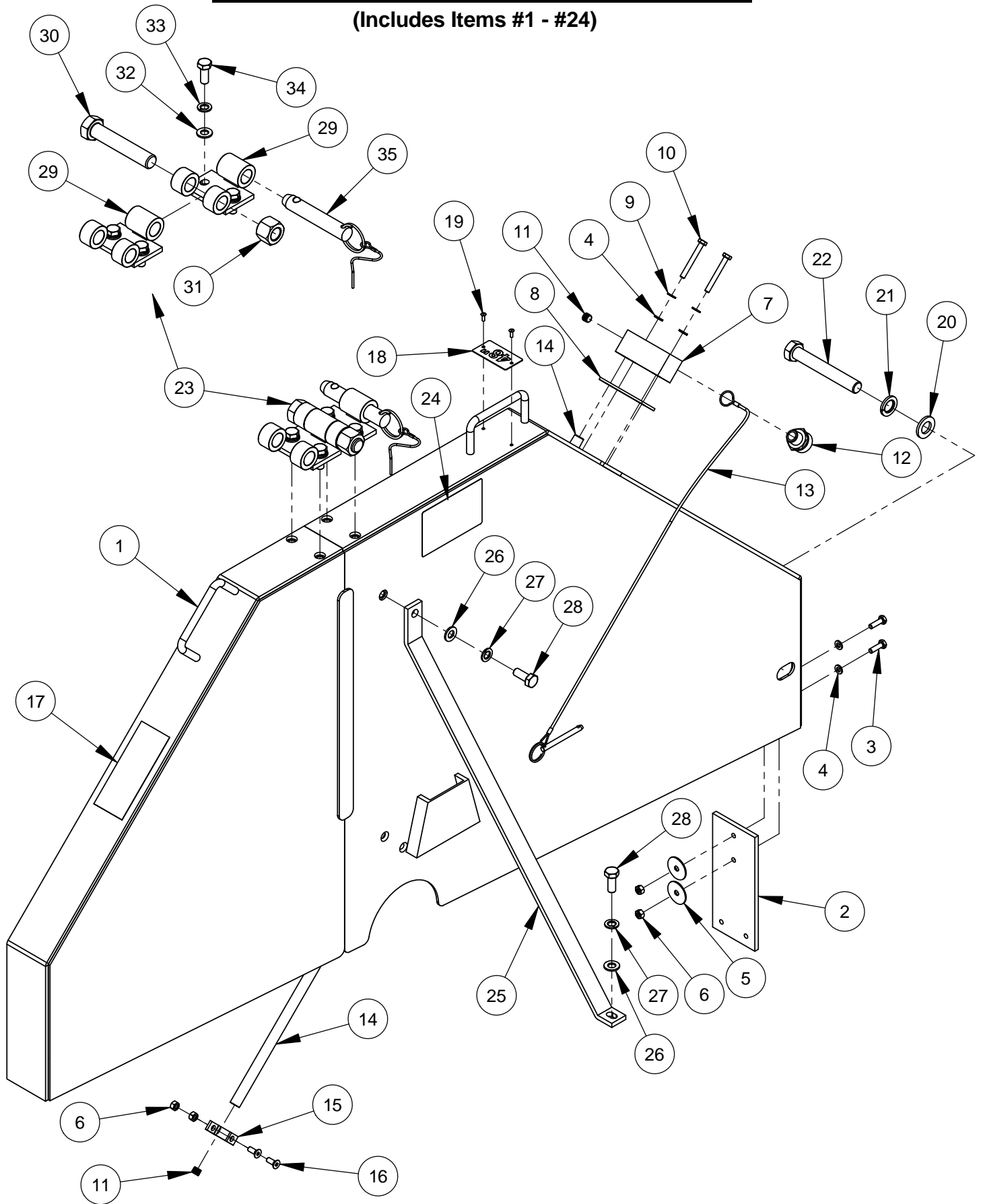
**36" Blade Guard Assembly #6010958**  
**(Includes Items #1 - #24)**

ITEM	PART NO.	QTY	DESCRIPTION
1	6010959	1	36" Blade Guard Front & Rear Only
2	6010081	1	Splash Flap
3	2900310	2	Cap Screw, Hex Hd., M6-1.0 x 20mm
4	2901494	4	Flat Washer, M6
5	2900083	2	Fender Washer, 1/4" x 1-1/4"
6	2900302	6	Lock Nut, M6-1.0 Nylon Insert
7	6010261	1	Water Manifold
8	2500830	1	Water Manifold Gasket
9	2900765	2	Lock Washer, M6 Split
10	2901355	2	Cap Screw, Hex Hd., M6-1.0 x 50mm
11	3200001	3	Plug, 1/8" NPT
12	3200002	1	Fitting, 3/8" M. Pipe to 3/4" M. Garden
13	2900280	1	Lanyard with Lock Pin
14	6010088	2	Water Tube for 36" Guard
15	6048155	2	Water Tube Clamp
16	2900308	4	Cap Screw, Flat Hd., M6-1.0 x 16mm
17	1800001	1	Warning Label
18	1801369H	1	Blade Guard Size Tag
19	2900639	2	Rivet, 1/8" Dia.
20	2901358	1	Flat Washer, M16
21	2900716	1	Lock Washer, M16 Split
22	2901349	1	Cap Screw, Hex Hd., M16-2.0 x 110mm
23	6010873	1	Universal Hinge Assembly
24	1802090	2	Label, Wedge Locking Washer
25	6010134	1	Blade Guard Brace
26	2901356	2	Flat Washer, M10
27	2900321	2	Lock Washer, M10 Split
28	2900333	2	Cap Screw, Hex Hd., M10-1.5 x 25mm

ITEM	PART NO.	QTY	DESCRIPTION
29	6010871	2	Hinge Weldment, Universal
30	2900479	1	Cap Screw, Hex Hd., 3/4-10 x 4"
31	2900467	1	Lock Nut, 3/4-10 Nylon
32	2901356	4	Flat Washer, M10
33	2900321	4	Lock Washer, M10 Split
34	2900333	4	Cap Screw, Hex Hd., M10-1.5 x 25mm
35	2503824	1	Detent Pin, 3/4" x 3" Grip

## Optional 48" Blade Guard Assembly #6010962

(Includes Items #1 - #24)

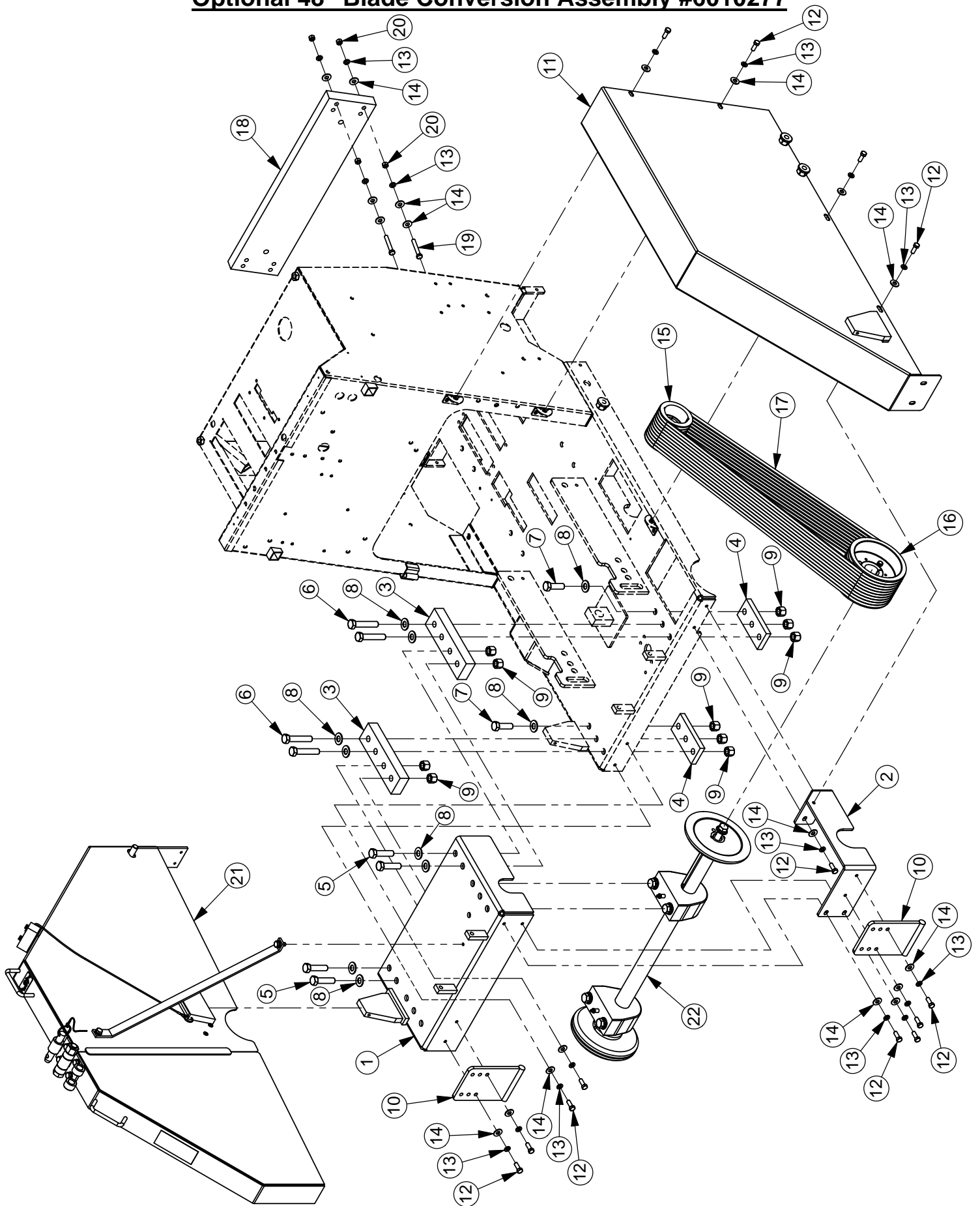


**Optional 48" Blade Guard Assembly #6010962**  
**(Includes Items #1 - #24)**

ITEM	PART NO.	QTY	DESCRIPTION
1	6010963	1	48" Blade Guard Front & Rear Only
2	6010081	1	Splash Flap
3	2900310	2	Cap Screw, Hex Hd., M6-1.0 x 20mm
4	2901494	4	Flat Washer, M6
5	2900083	2	Fender Washer, 1/4" x 1-1/4"
6	2900302	6	Lock Nut, M6-1.0 Nylon Insert
7	6048123	1	Water Manifold
8	2500829	1	Water Manifold Gasket
9	2900765	2	Lock Washer, M6 Split
10	2901355	2	Cap Screw, Hex Hd., M6-1.0 x 50mm
11	3200001	3	Plug, 1/8" NPT
12	3200002	1	Fitting, 3/8" M. Pipe to 3/4" M. Garden
13	2900281	1	Lanyard with Lock Pin
14	6010115	2	Water Tube for 48" Guard
15	6048155	2	Water Tube Clamp
16	2900308	4	Cap Screw, Flat Hd., M6-1.0 x 16mm
17	1800001	1	Warning Label
18	1801369J	1	Blade Guard Size Tag
19	2900639	2	Rivet, 1/8" Dia.
20	2901358	1	Flat Washer, M16
21	2900716	1	Lock Washer, M16 Split
22	2901349	1	Cap Screw, Hex Hd., M16-2.0 x 110mm
23	6010873	1	Universal Hinge Assembly
24	1802090	2	Label, Wedge Locking Washer
25	6010271	1	Blade Guard Brace
26	2901356	2	Flat Washer, M10
27	2900321	2	Lock Washer, M10 Split
28	2900333	2	Cap Screw, Hex Hd., M10-1.5 x 25mm

ITEM	PART NO.	QTY	DESCRIPTION
29	6010871	2	Hinge Weldment, Universal
30	2900479	1	Cap Screw, Hex Hd., 3/4-10 x 4"
31	2900467	1	Lock Nut, 3/4-10 Nylon
32	2901356	4	Flat Washer, M10
33	2900321	4	Lock Washer, M10 Split
34	2900333	4	Cap Screw, Hex Hd., M10-1.5 x 25mm
35	2503824	1	Detent Pin, 3/4" x 3" Grip

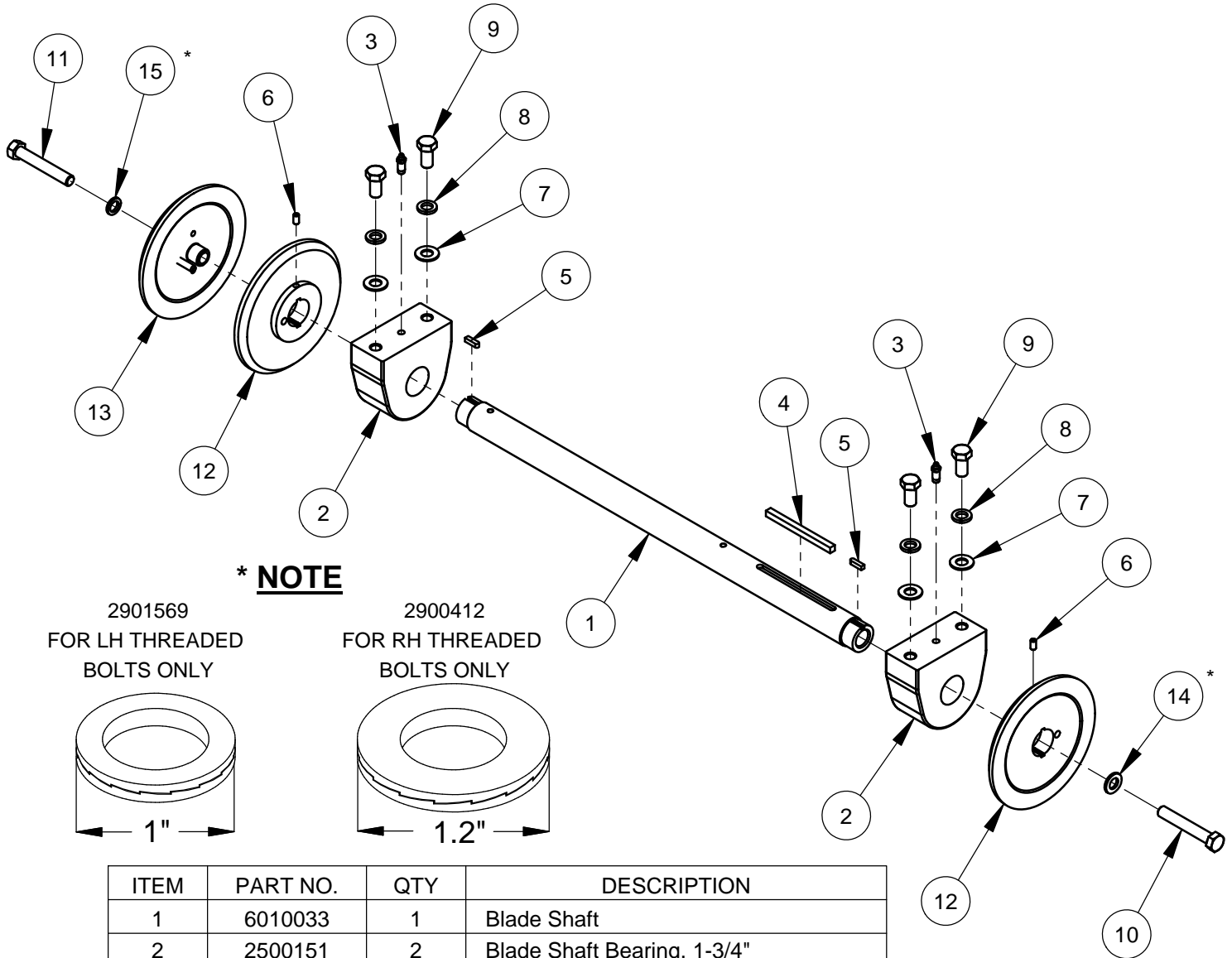
## Optional 48" Blade Conversion Assembly #6010277



## **Optional 48" Blade Conversion Assembly #6010277**

ITEM	PART NO.	QTY.	DESCRIPTION
1	6010267A	1	Frame Base Extension Weldment
2	6010268	1	Extension Corner Cover
3	6010269	2	Extension Support Bar
4	6010035	2	Blade Shaft Bearing Spacer 5/8"
5	2900527	4	Cap Screw, Hex Hd., 5/8-11 x 2-1/2"
6	2900137	4	Cap Screw, Hex Hd., 5/8-11 x 3-1/4"
7	2900136	2	Cap Screw, Hex Hd., 5/8-11 x 2"
8	2900002	10	Flat Washer, 5/8" SAE
9	2900135	10	Lock Nut, 5/8-11 Nylon
10	6013038	2	Skid Plate
11	6010270A	1	Belt Guard Weldment
12	2900005	14	Cap Screw, Hex Hd., 3/8-16 x 1"
13	2900006	22	Lock Washer, 3/8" Split
14	2900473	26	Flat Washer, 3/8" USS
15	6012156	1	Sheave, 4" x 10 Groove w/Bushing
	2501380	1	Sheave, 4" x 10 Groove Taper Style
	2501992	1	Taper Bushing, 2-1/8" w/Setscrews & Key
16	6013047	1	Sheave, 6.9" x 10 Groove w/Bushing
	2500509	1	Sheave, 6.9" x 10 Groove QD Style
	2500176	1	QD Bushing, SK x 1-3/4" w/Fasteners
17	2500860	10	V-Belt, 3VX710
18	6013042	1	Saw Weight, 55 Pound
19	2900521	4	Tap Bolt, Hex Hd., 3/8-16 x 2-1/2"
20	2900033	8	Hex Nut, 3/8-16
21	6010962	1	48" Blade Guard Assembly
22	6010272	1	Blade Shaft Assembly

## Optional 48" Blade Shaft Assembly #6010272

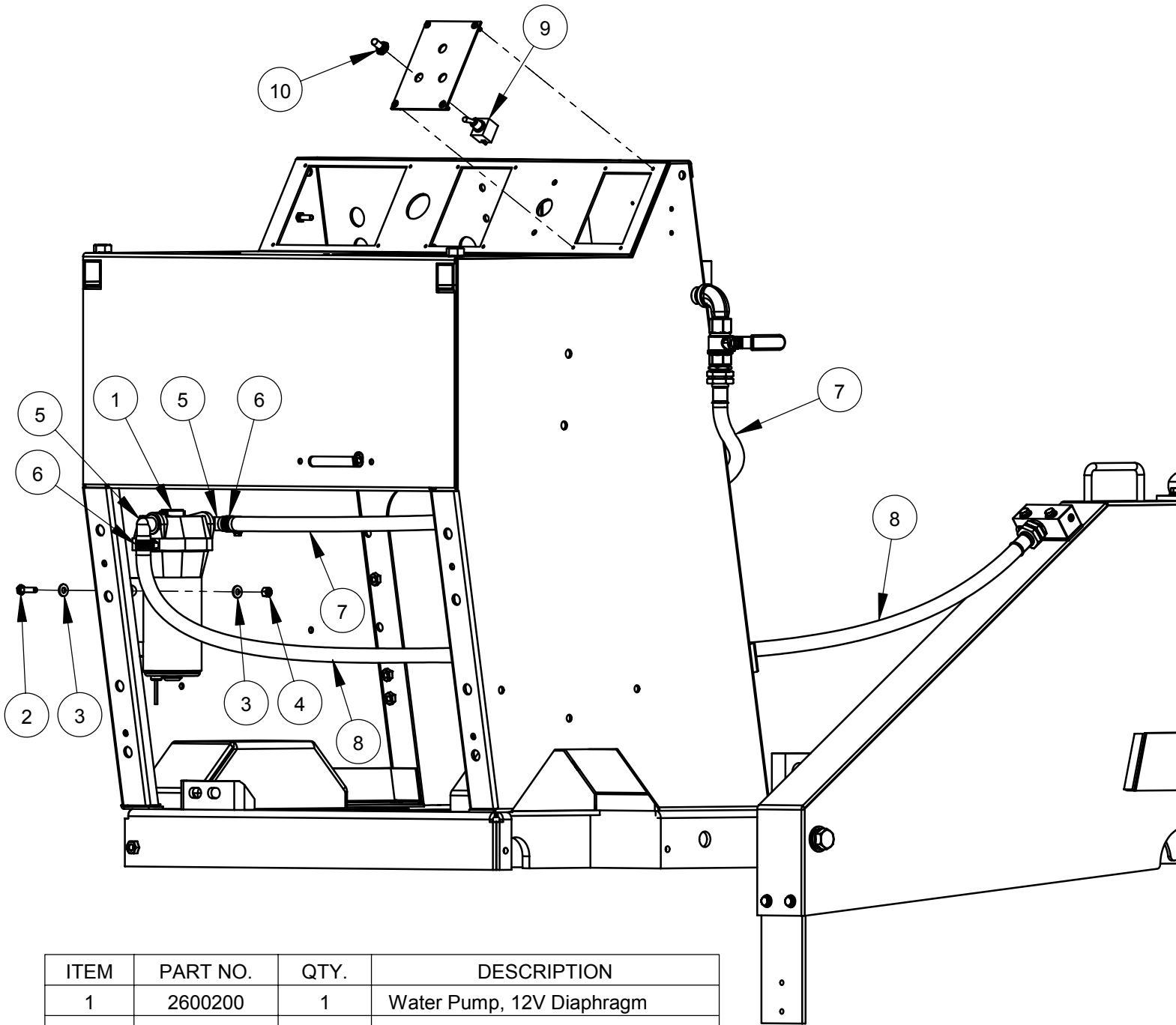


ITEM	PART NO.	QTY	DESCRIPTION
1	6010033	1	Blade Shaft
2	2500151	2	Blade Shaft Bearing, 1-3/4"
3	2900198	2	Grease Fitting, 1/8" NPT x 1-1/4"
4	6010034	1	Key, 3/8" Sq. x 5"
5	6010040	2	Key, 1/4" Sq. x 15/16"
6	2900418	2	Set Screw, Soc. Hd., 5/16-18 x 5/8"
7	2900002	4	Flat Washer, 5/8" SAE
8	2900113	4	Lock Washer, 5/8" Split
9	2900512	4	Cap Screw, Hex Hd., 5/8-11 x 1-1/4"
10	2900146	1	Cap Screw, Hex Hd., 5/8-11 x 4"
11	2900130	1	Cap Screw, Hex Hd., 5/8-11 x 4" LH
12	6013017	2	Inner Flange 8"
13	6013018	1	Outer Flange 8" with Pin
	2900197	1	Dowel Pin, 3/8" Dia. x 2"
14	2900412	1	Lock Washer, Wedge 5/8"
15	2901569	1	Lock Washer, Wedge 5/8" LH

\* See Note

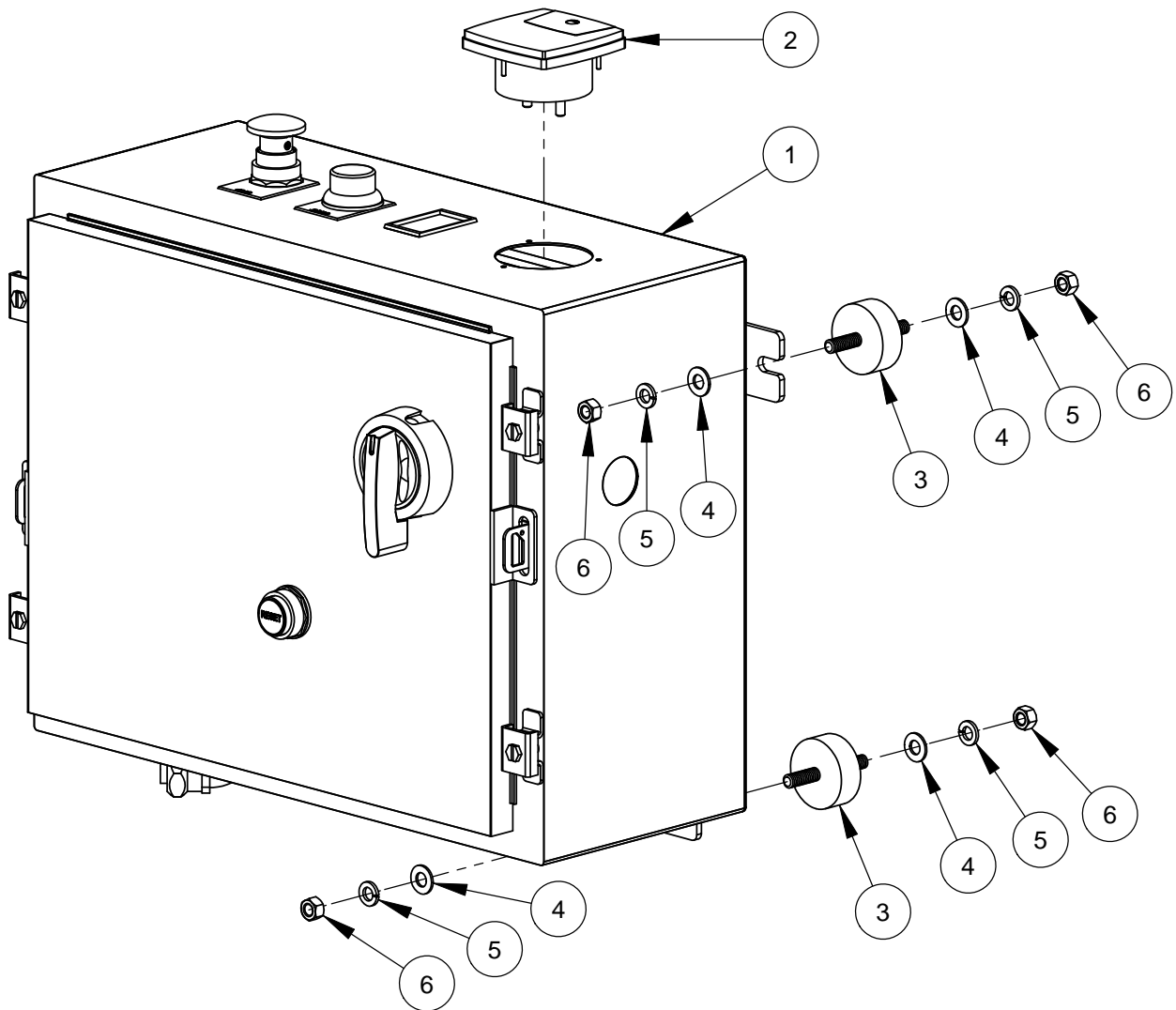
\* See Note

## Optional Water Pump Assembly #6011032



ITEM	PART NO.	QTY.	DESCRIPTION
1	2600200	1	Water Pump, 12V Diaphragm
2	2900008	4	Cap Screw, Hex Hd., 1/4-20 x 1"
3	2900009	8	Flat Washer, 1/4" SAE
4	2900010	4	Lock Nut, 1/4-20 Nylon
5	2701694	2	Port Fitting, 1/2" Barb x 90 Degree
6	3200016	2	Hose Clamp #8
7	6010302	1	Hose Assembly, 4 Foot
8	6010303	1	Hose Assembly, 5 Foot
9	2800062	1	Toggle Switch
10	2800063	1	Switch Boot

## **Optional Soft Start Unit Assembly #6012181**



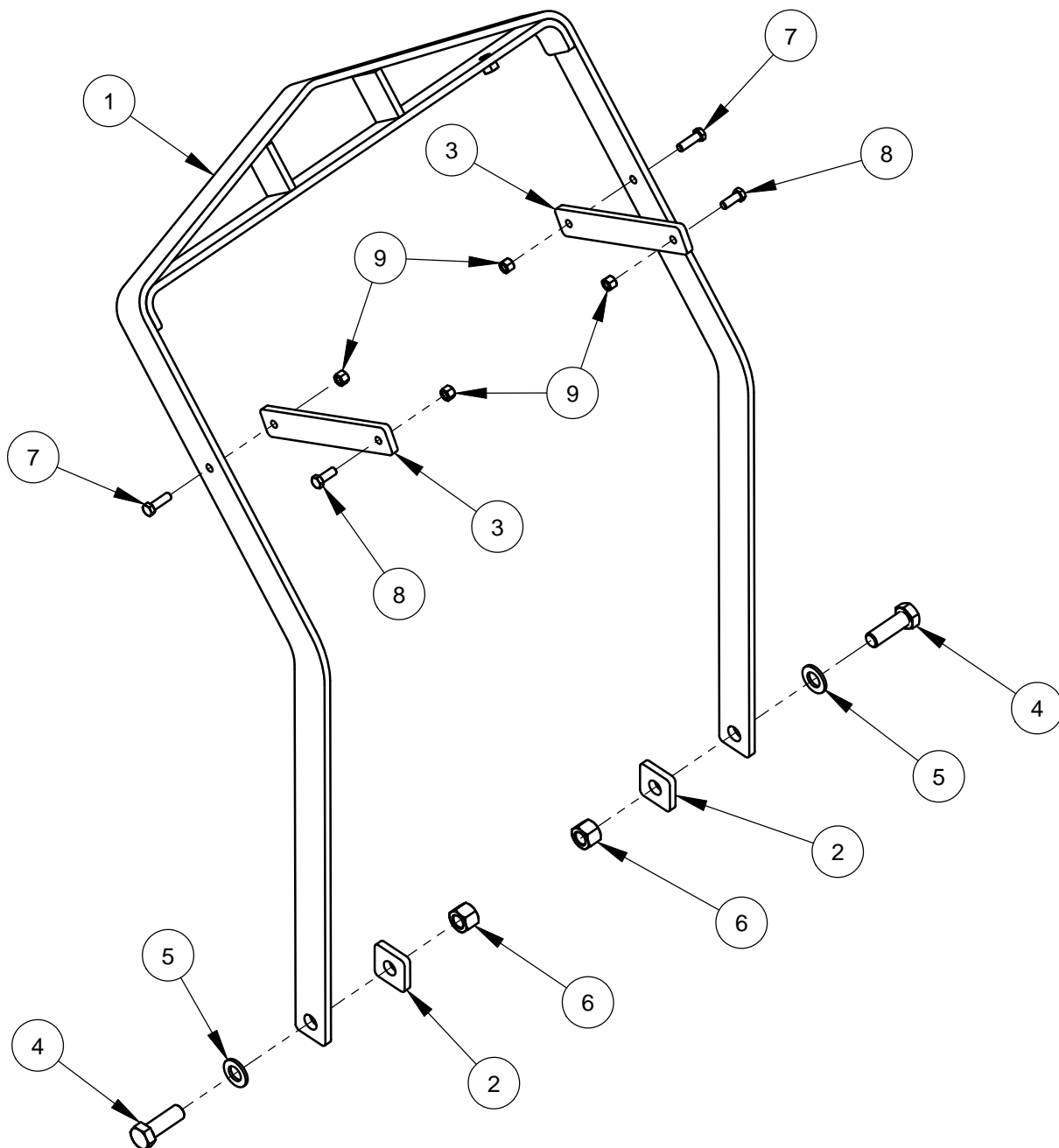
### **FOR 30HP MOTOR**

ITEM	PART NO.	QTY.	DESCRIPTION
1	2800650	1	Soft Start Control Box
2	2800203	1	Amp Meter 30HP
3	2500678	4	Vibration Isolator, 3/8-16
4	2900014	8	Flat Washer, 3/8" SAE
5	2900006	8	Lock Washer, 3/8" Split
6	2900033	8	Hex Nut, 3/8-16

### **FOR 40HP MOTOR**

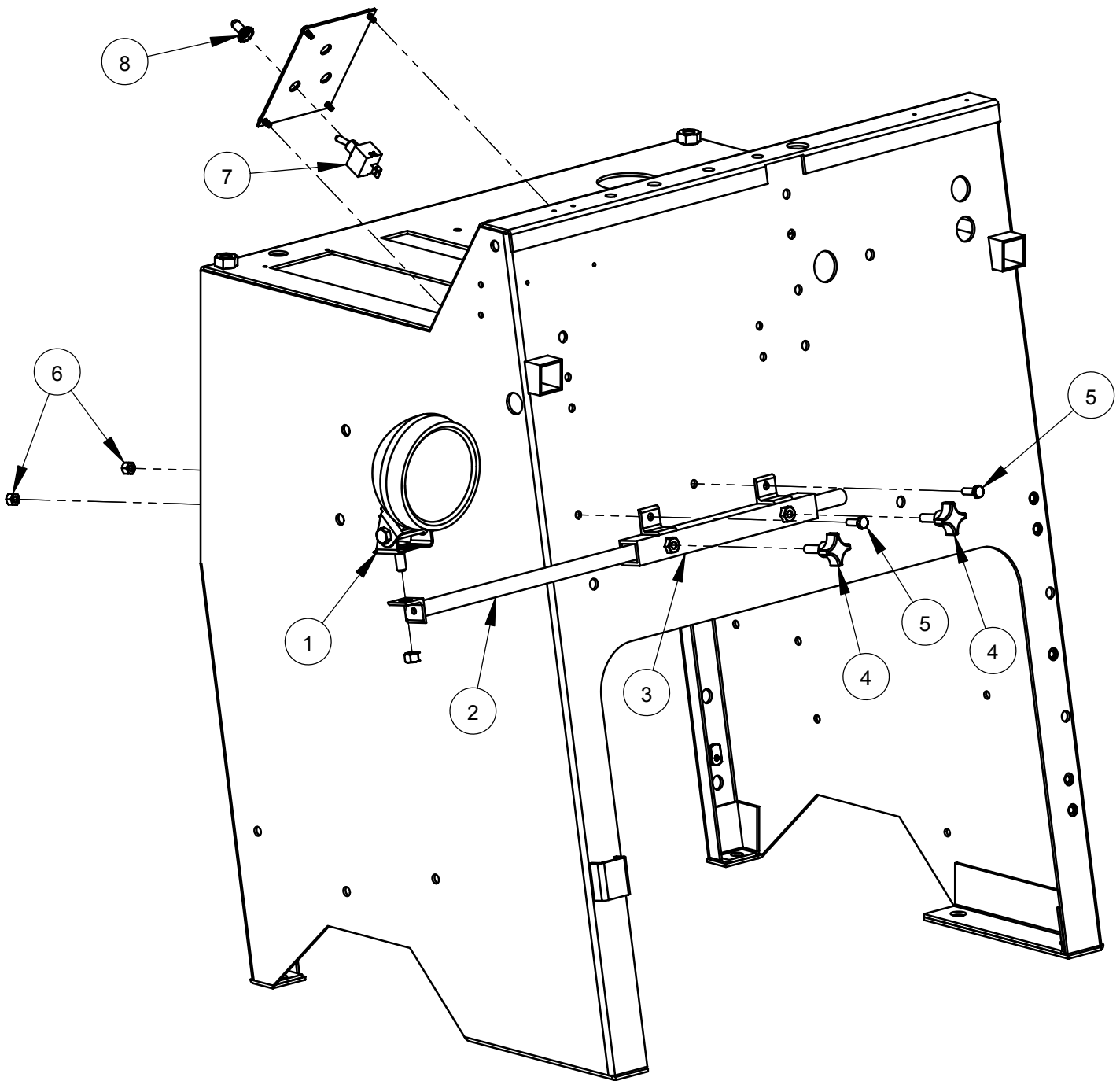
ITEM	PART NO.	QTY.	DESCRIPTION
1	2800650	1	Soft Start Control Box
2	2800141	1	Amp Meter 40HP
3	2500678	4	Vibration Isolator, 3/8-16
4	2900014	8	Flat Washer, 3/8" SAE
5	2900006	8	Lock Washer, 3/8" Split
6	2900033	8	Hex Nut, 3/8-16

**Optional Frame Lift Assembly #6010731**  
**(For Optional Soft Start Unit)**



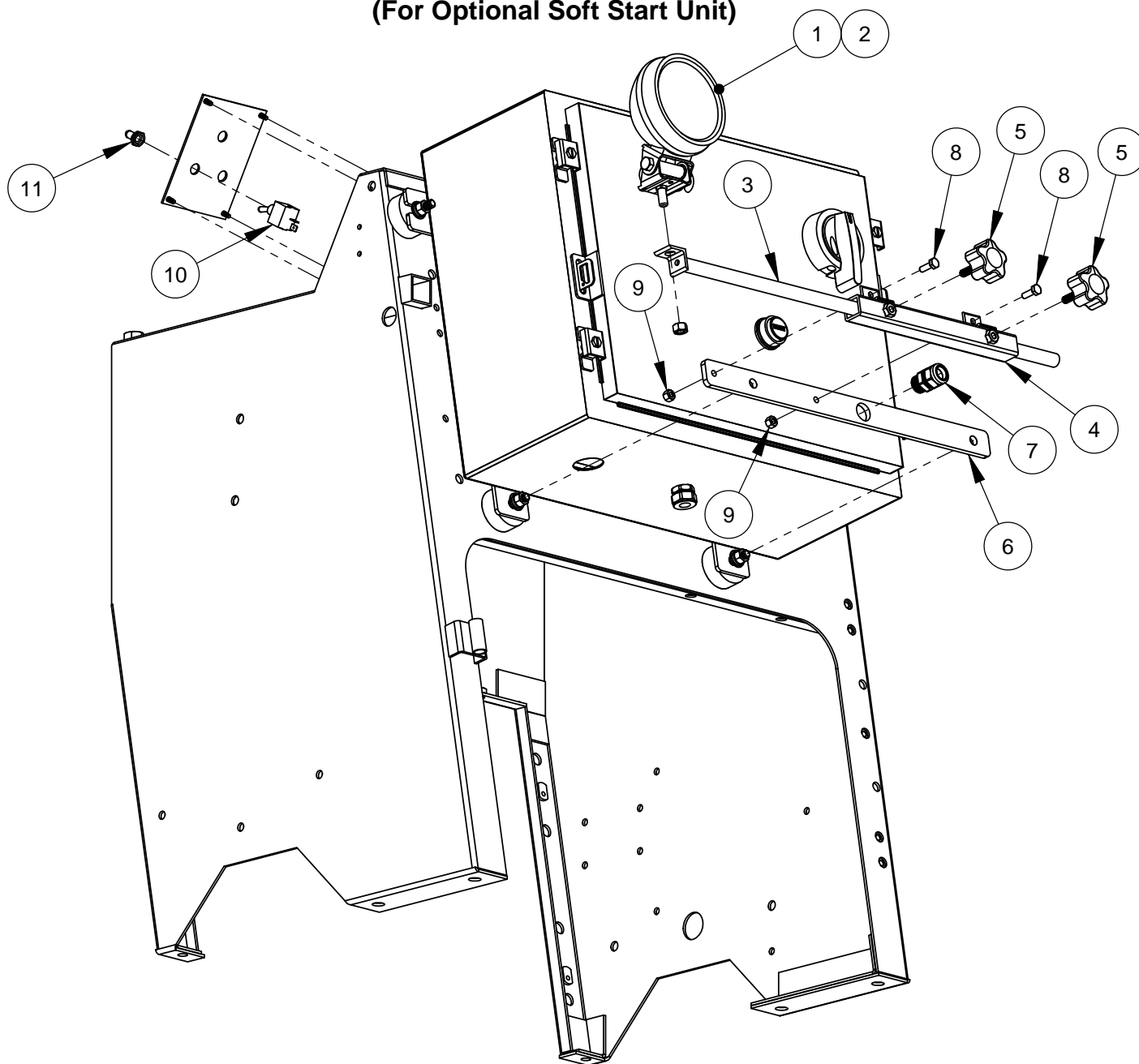
ITEM	PART NO.	QTY.	DESCRIPTION
1	6013051	1	Frame Lift
2	6013053	2	Frame Lift Spacer
3	6010689	2	Frame Lift Brace
4	2900465	2	Cap Screw, Hex Hd., 3/4-10 x 2-1/4"
5	2900003	2	Flat Washer, 3/4" SAE
6	2900467	2	Lock Nut, 3/4-10 Nylon
7	2900013	2	Cap Screw, Hex Hd., 3/8-16 x 1-1/4"
8	2900005	2	Cap Screw, Hex Hd., 3/8-16 x 1"
9	2900018	4	Lock Nut, 3/8-16 Nylon

## Optional Spot Light Assembly #6010112



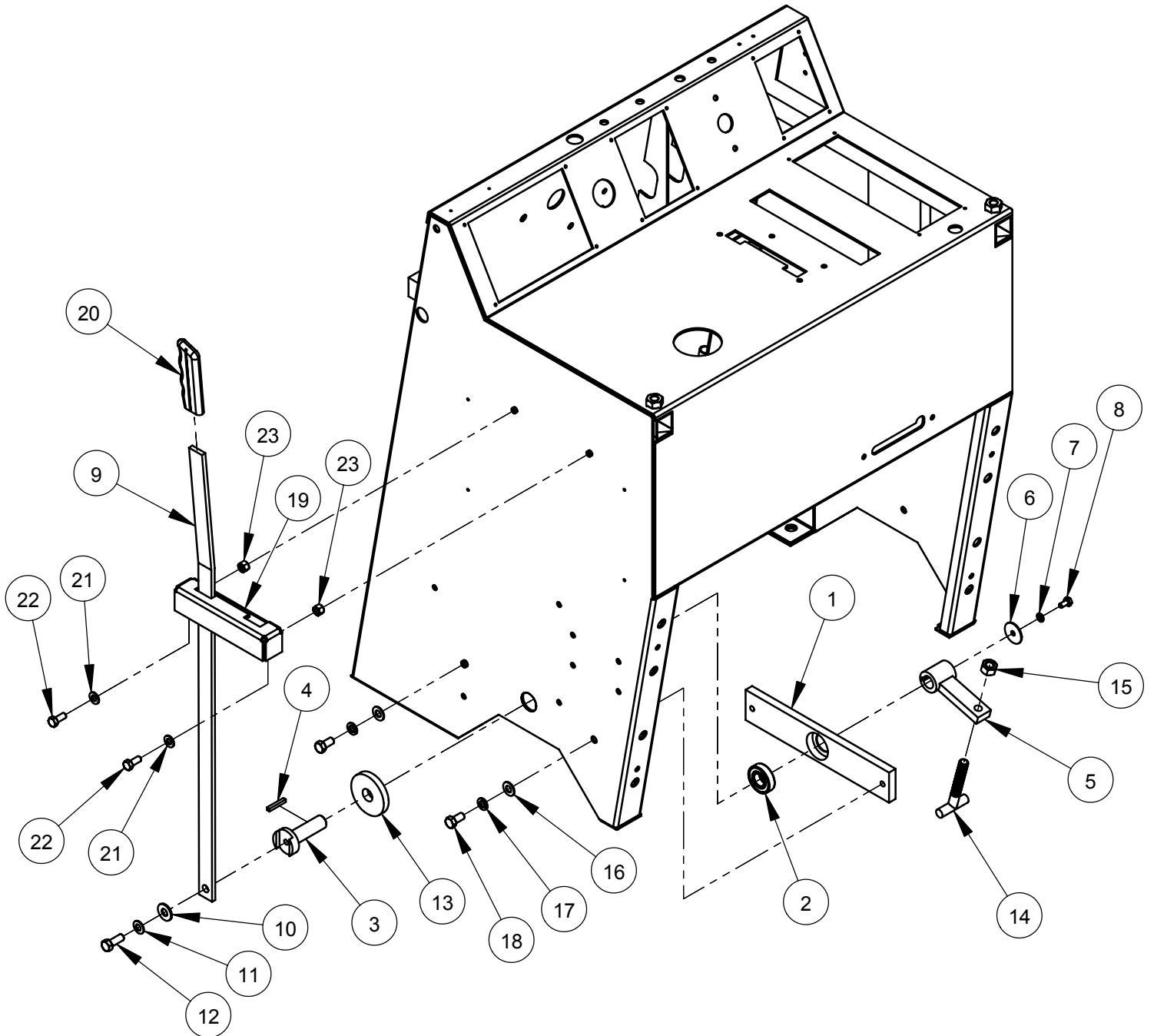
ITEM	PART NO.	QTY.	DESCRIPTION
1	2500194	1	Spot Light, 12 Volt
2	6010106	1	Light Bar
3	6010107	1	Light Bar Mount Bracket
4	2400157	2	Hand Lock Knob, 5/16-18 x 1"
5	2900144	2	Cap Screw, Hex Hd., 1/4-20 x 3/4"
6	2900010	2	Lock Nut, 1/4-20 Nylon
7	2800062	1	Toggle Switch
8	2800063	1	Switch Boot

**Optional Spot Light Assembly #6012182**  
**(For Optional Soft Start Unit)**



ITEM	PART NO.	QTY.	DESCRIPTION
1	2500194	1	Spot Light, 12 Volt
2	6017086	1	Coiled Light Cord (1 Foot)
3	6010106	1	Light Bar
4	6010107	1	Light Bar Mount Bracket
5	2400157	2	Hand Lock Knob, 5/16-18 x 1"
6	6012183	1	Light Attachment Bar
7	2800623	1	Cord Grip, 1/2" NPT Nylon
8	2900144	2	Cap Screw, Hex Hd., 1/4-20 x 3/4"
9	2900010	2	Lock Nut, 1/4-20 Nylon
10	2800062	1	Toggle Switch On/Off
11	2800063	1	Switch Boot

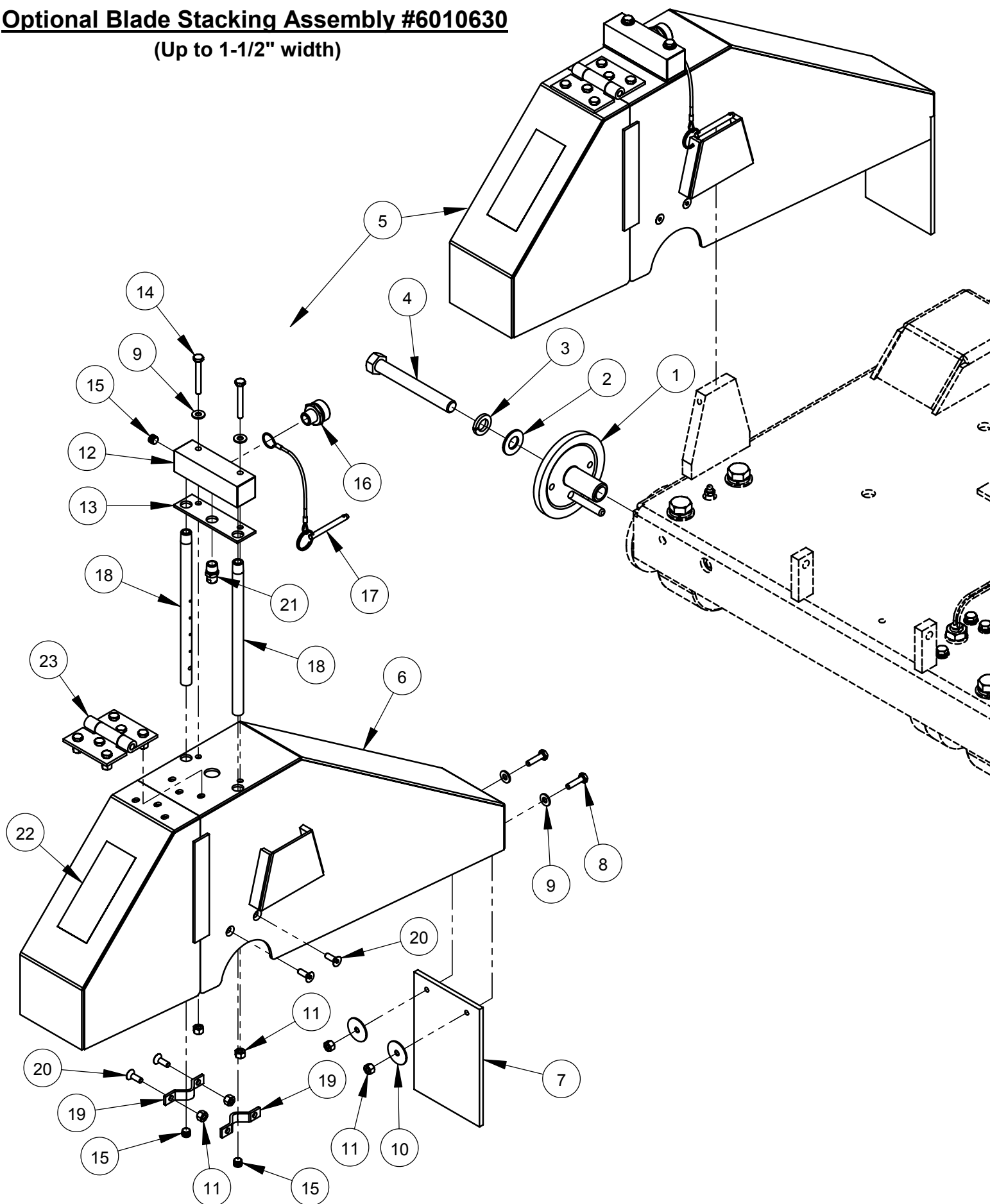
## Optional Parking Brake Assembly #6011228



## **Optional Parking Brake Assembly #6011228**

ITEM	PART NO.	QTY.	DESCRIPTION
1	6011229	1	Bearing Housing Bar
2	2501664	1	Ball Bearing, 3/4" x 1-5/8" x 7/16"
3	6011230	1	Pivot Pin
4	6048229	1	Key, 3/16" Sq. x 1-1/4"
5	6011231	1	Pivot Arm
6	2900083	1	Fender Washer, 1/4" x 1-1/4"
7	2900024	1	Lock Washer, 1/4" Split
8	2900082	1	Cap Screw, Hex Hd., 1/4-20 x 1/2"
9	6011232	1	Brake Lever
10	2900473	1	Flat Washer, 3/8" USS
11	2900474	1	Belleville Washer, 3/8"
12	2900005	1	Cap Screw, Hex Hd., 3/8-16 x 1"
13	6011234	1	Friction Washer, 3/4" x 2-1/2" x 3/8"
14	2900632	1	T-Bolt, 1/2-13
15	2900037	1	Hex Nut, 1/2-13
16	2900014	2	Flat Washer, 3/8" SAE
17	2900006	2	Lock Washer, 3/8" Split
18	2900196	2	Cap Screw, Hex Hd., 3/8-16 x 3/4"
19	6011233	1	Lever Gate
20	2500002	1	Lever Grip
21	2900022	2	Flat Washer, 5/16" SAE
22	2900019	2	Cap Screw, Hex Hd., 5/16-18 x 3/4"
23	2900039	2	Lock Nut, 5/16-18 Nylon

**Optional Blade Stacking Assembly #6010630**  
 (Up to 1-1/2" width)

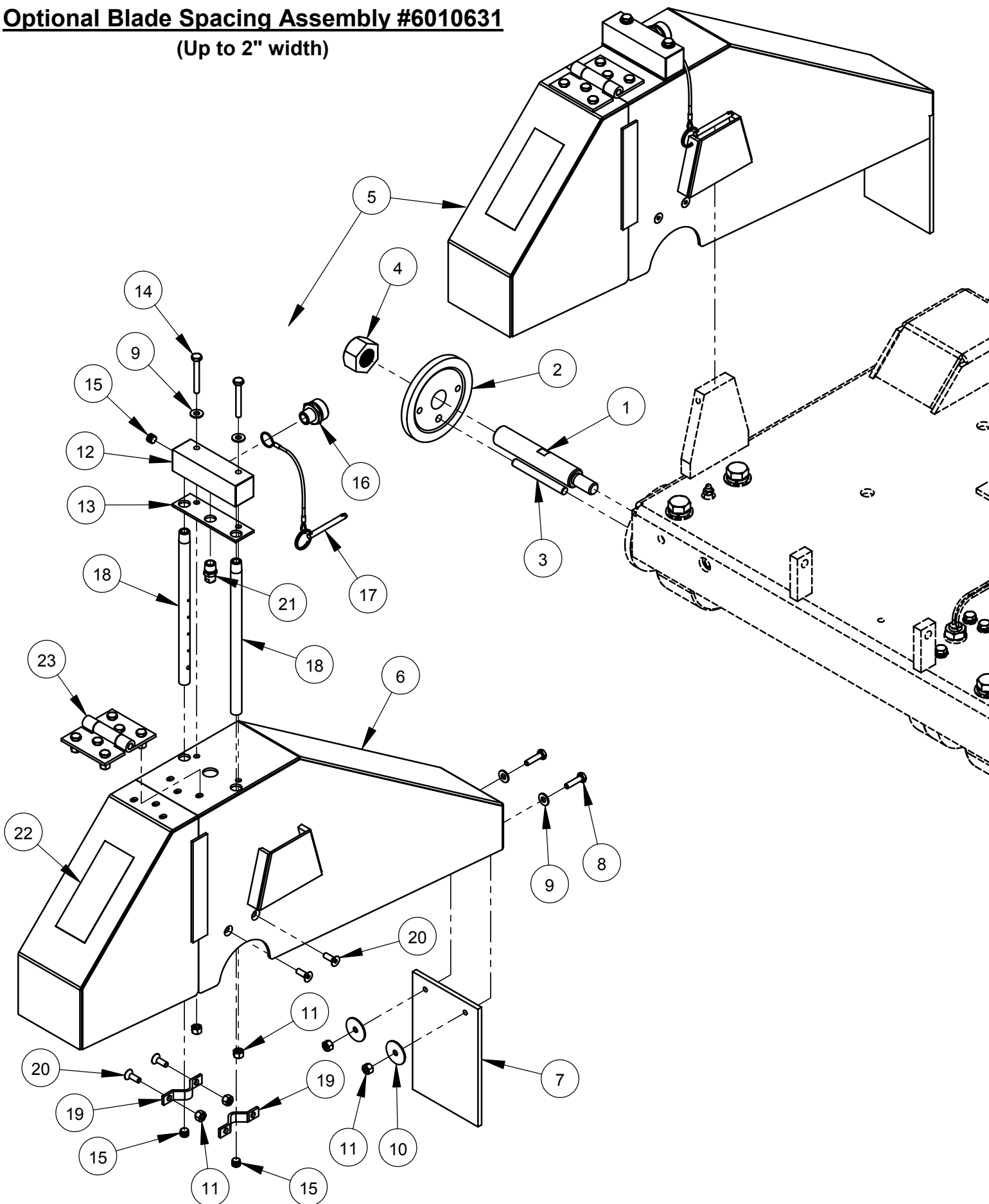


**Optional Blade Stacking Assembly #6010630**  
**(Up to 1-1/2" width)**

ITEM	PART NO.	QTY.	DESCRIPTION
1	6010159	1	Outer Flange 4-1/2" with Pin
2	2900002	1	Flat Washer, 5/8" SAE
3	2900113	1	Lock Washer, 5/8" Split
4	2900210	1	Cap Screw, Hex Hd., 5/8"-11 x 5" LH
5	6010620	1	20" Wide Blade Guard Assembly

ITEM	PART NO.	QTY.	DESCRIPTION
6	6010621	1	20" Wide Blade Guard Front & Rear Only
7	6010296	1	Splash Flap
8	2900008	2	Cap Screw, Hex Hd., 1/4-20 x 1"
9	2900009	4	Flat Washer, 1/4" SAE
10	2900083	2	Fender Washer, 1/4" x 1-1/4"
11	2900010	8	Lock Nut, 1/4-20 Nylon
12	6010288	1	Water Manifold
13	2500988	1	Water Manifold Gasket
14	2900294	2	Cap Screw, Hex Hd., 1/4-20 x 2"
15	3200001	3	Plug, 1/8" NPT
16	3200002	1	Fitting, 3/8" M. Pipe to 3/4" M. Garden
17	2900278	1	Lanyard with Lock Pin
18	6010085	2	Water Tube for 20" Guard
19	6048155	2	Water Tube Clamp
20	2900020	4	Cap Screw, Flat Hd., 1/4-20 x 3/4"
21	3200208	1	Nozzle, 1/4" NPT
22	1800001	1	Warning Label
23	6010251	1	Hinge Assembly for 20" Guard

**Optional Blade Spacing Assembly #6010631**  
(Up to 2" width)

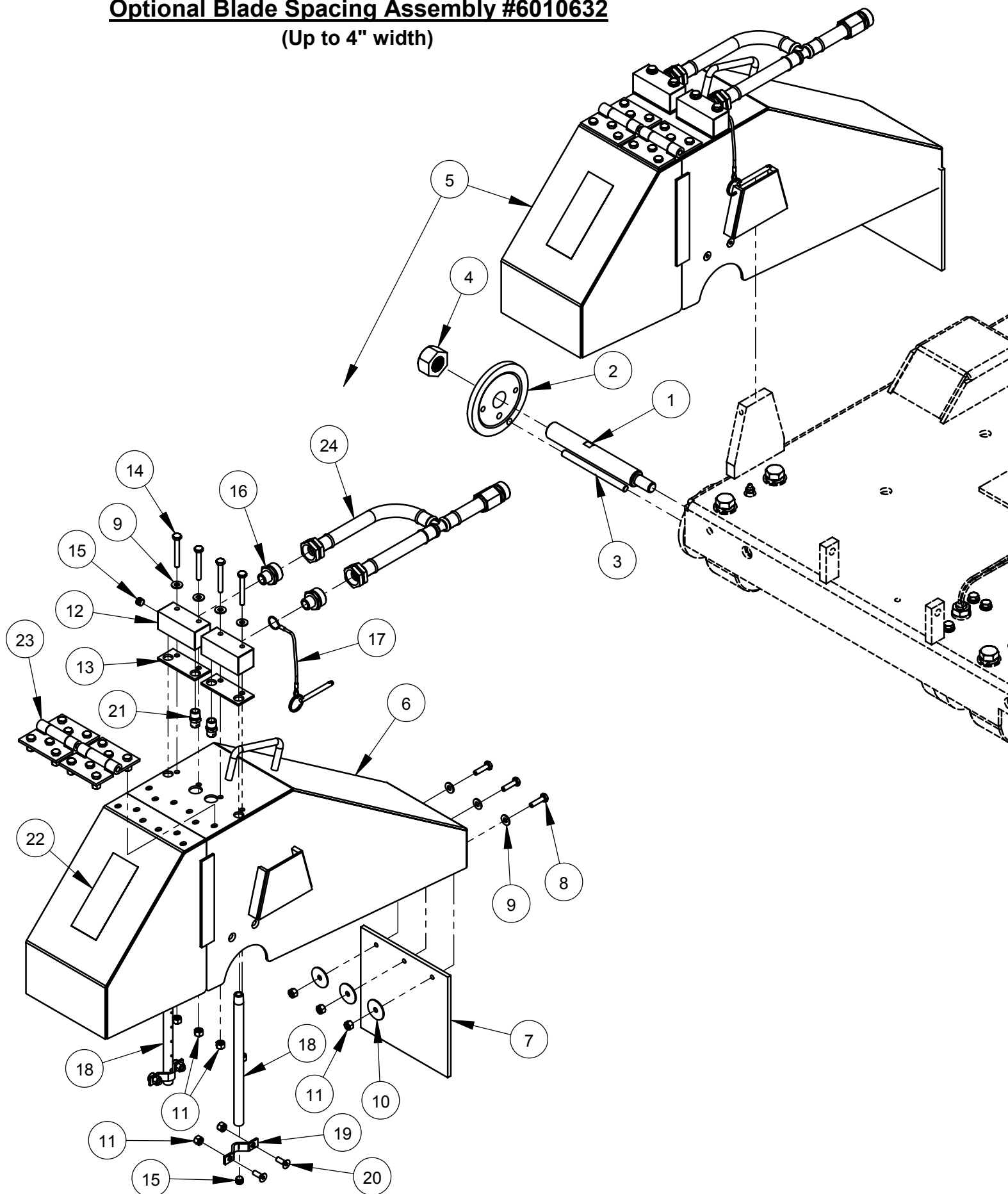


**Optional Blade Spacing Assembly #6010631**  
**(Up to 2" width)**

ITEM	PART NO.	QTY.	DESCRIPTION
1	6010186	1	Blade Shaft Extension, Left Hand Thread
2	6010187	1	Outer Flange 4-1/2"
3	2900218	1	Dowel Pin, 3/8" Dia. x 3-1/2"
4	2900212	1	Hex Nut, 1"-14 Left Hand
5	6010620	1	20" Wide Blade Guard Assembly

ITEM	PART NO.	QTY.	DESCRIPTION
6	6010621	1	20" Wide Blade Guard Front & Rear Only
7	6010296	1	Splash Flap
8	2900008	2	Cap Screw, Hex Hd., 1/4-20 x 1"
9	2900009	4	Flat Washer, 1/4" SAE
10	2900083	2	Fender Washer, 1/4" x 1-1/4"
11	2900010	8	Lock Nut, 1/4-20 Nylon
12	6010288	1	Water Manifold
13	2500988	1	Water Manifold Gasket
14	2900294	2	Cap Screw, Hex Hd., 1/4-20 x 2"
15	3200001	3	Plug, 1/8" NPT
16	3200002	1	Fitting, 3/8" M. Pipe to 3/4" M. Garden
17	2900278	1	Lanyard with Lock Pin
18	6010085	2	Water Tube for 20" Guard
19	6048155	2	Water Tube Clamp
20	2900020	4	Cap Screw, Flat Hd., 1/4-20 x 3/4"
21	3200208	1	Nozzle, 1/4" NPT
22	1800001	1	Warning Label
23	6010251	1	Hinge Assembly for 20" Guard

# **Optional Blade Spacing Assembly #6010632** (Up to 4" width)

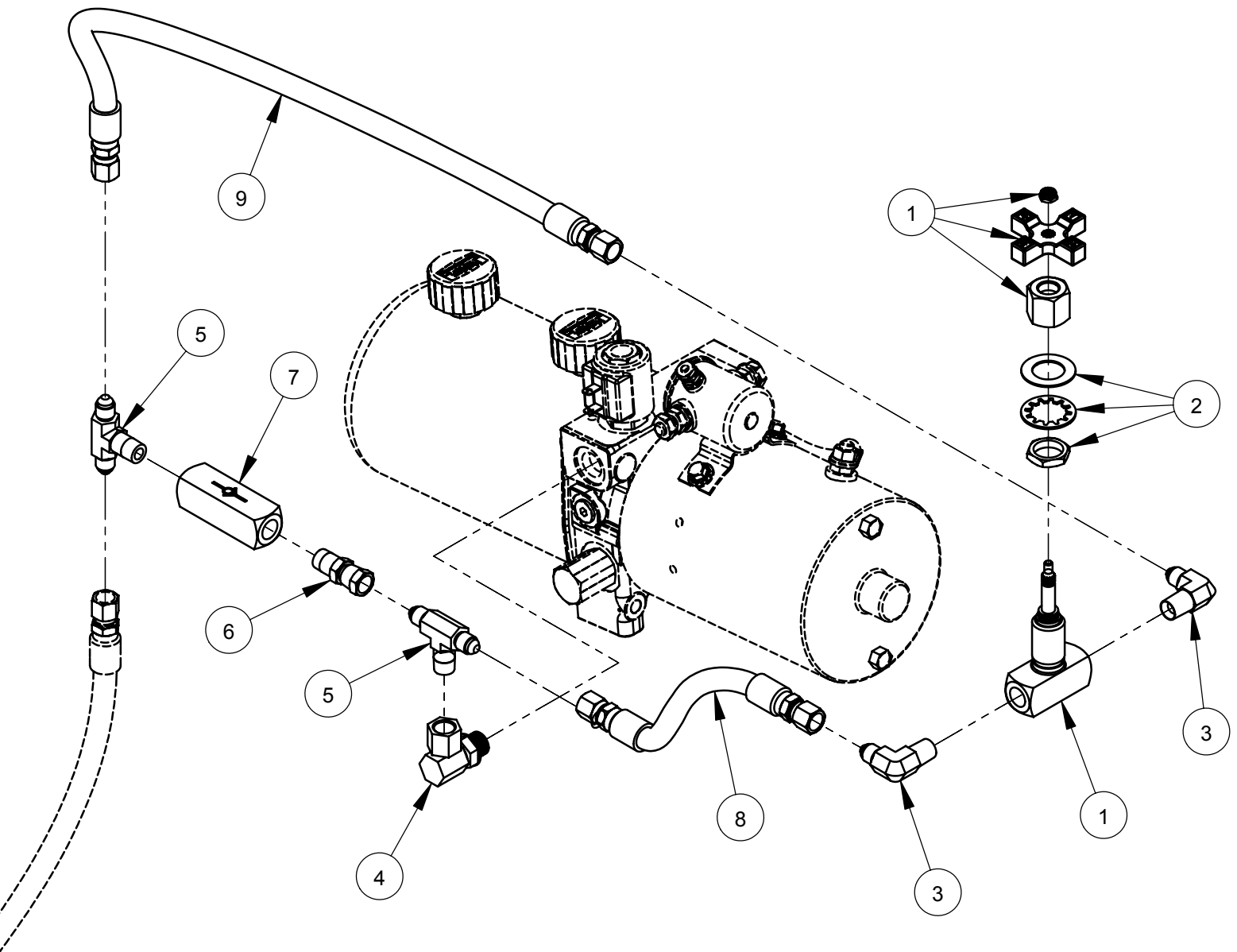


**Optional Blade Spacing Assembly #6010632**  
**(Up to 4" width)**

ITEM	PART NO.	QTY.	DESCRIPTION
1	6010309	1	Blade Shaft Extension, Left Hand Thread
2	6010187	1	Outer Flange 4-1/2"
3	6010359	1	Drive Pin, 3/8" Dia. x 5"
4	2900212	1	Hex Nut, 1"-14 Left Hand
5	6010622	1	20" Wide Blade Guard Assembly

ITEM	PART NO.	QTY.	DESCRIPTION
6	6010623	1	20" Wide Blade Guard Front & Rear Only
7	6010366	1	Splash Flap
8	2900008	3	Cap Screw, Hex Hd., 1/4-20 x 1"
9	2900009	7	Flat Washer, 1/4" SAE
10	2900083	3	Fender Washer, 1/4" x 1-1/4"
11	2900010	11	Lock Nut, 1/4-20 Nylon
12	6048123	2	Water Manifold
13	2500829	2	Water Manifold Gasket
14	2900294	4	Cap Screw, Hex Hd., 1/4-20 x 2"
15	3200001	4	Plug, 1/8" NPT
16	3200002	2	Fitting, 3/8" M. Pipe to 3/4" M. Garden
17	2900278	1	Lanyard with Lock Pin
18	6010085	2	Water Tube for 20" Guard
19	6048155	2	Water Tube Clamp
20	2900020	4	Cap Screw, Flat Hd., 1/4-20 x 3/4"
21	3200208	2	Nozzle, 1/4" NPT
22	1800001	1	Warning Label
23	6010251	2	Hinge Assembly for 20" Guard
24	6010588	1	Hose Assembly, Dual Inlet

## Optional Lowering Speed Metering Valve Assembly #6010227



ITEM	PART NO.	QTY.	DESCRIPTION
1	3200211	1	Valve, 1/4" Metering
2	3200212	1	Panel Mounting Kit
3	3200057	2	Elbow, 1/4" M. Pipe to 1/4" M. JIC
4	3200115	1	Elbow, 3/8" O-Ring to 1/4" F. Pipe
5	3200213	2	Tee, 1/4" M. JIC to 1/4" M. Pipe
6	3200219	1	Adapter, 1/4" M. Pipe to 1/4" F. JIC
7	3200218	1	Check Valve
8	6010247	1	Hose Assembly, 8" Long
9	6010248	1	Hose Assembly, 20" Long



**⚠ WARNING: ⚠**

**UNPLUG POWER  
SOURCE PRIOR  
TO PERFORMING  
MAINTENANCE  
AND/OR  
REMOVING  
OR MOUNTING  
OF THE BLADE!**

DIAMOND  
PRODUCTS

CORE CUT CC6500

320 PROSPECT STREET E  
ELYRIA, OHIO 44024 USA  
PHONE: 1-800-521-0286  
www.diamondproducts.com

CC6530E / CC6540E RPM CHART

BLADE SIZE	BLADE RPM	BLADE/SHAFT SHEAVE	MOTOR SHEAVE	MOTOR RPM	BELT SIZE	FLANGE SIZE	MAX CUT DEPTH
20"	2,525	4"	5.6"	1,800	3VX560	4-1/2"	7-1/2"
26"	2,000	4.5"	5"	1,800	3VX560	4-1/2"	10-1/2"
30"	1,700	5"	4.75"	1,800	3VX560	6"	11-3/4"
36"	1,350	5.3"	4"	1,800	3VX560	6"	14-3/4"
42" *	1,050	6.9"	4"	1,800	3VX710	8"	16-3/4"
48" *	1,050	6.9"	4"	1,800	3VX710	8"	19-3/4"

\* For Reference Only (Must have Frame Extension Kit to Convert)

WARNING

- Always check the bladeshaft RPM before inserting blade.
- Only use blades with a rated speed higher than the bladeshaft speed.
- Never exceed the maximum RPM stamped on blade. Overloading the blade can cause blade bending and rapid failure.
- When changing blade size, always install bladeshaft RPM according to the stamped blade's rated maximum blade RPM.
- Do not use a blade larger size another than indicated for each blade.
- Never operate any without the blade kept in place or after cutting blade represents to exceed 100 gpm.
- Never start a job with the blade still after starting or operating use.
- Never use damaged blades or equipment.
- Refer to operators manual for additional information about safety, operation and maintenance.

ADVERTENCIA

- 1. Compruebe la velocidad de rotación (RPM) del eje de la máquina antes de insertar la hoja.
- 2. Solo use hojas con una velocidad nominal superior a la velocidad de la máquina.
- 3. Nunca exceda la velocidad máxima RPM marcada en la hoja. El sobrecalentamiento de la hoja puede causar la flexión de la hoja y el fallo prematuro.
- 4. Cuando cambie el tamaño de la hoja, asegure de instalar la velocidad RPM del eje de la máquina de acuerdo a la velocidad máxima RPM marcada en la hoja.
- 5. No use una hoja de mayor tamaño que el indicado para cada hoja.
- 6. Nunca opere la máquina sin la hoja en su lugar o después de haber cortado la hoja representa exceder 100 gpm.
- 7. Nunca arranque un trabajo con la hoja todavía en posición de arranque o operación.
- 8. Nunca use una hoja dañada o equipo.
- 9. Consulte el manual del operador para obtener información adicional sobre la seguridad, la operación y el mantenimiento.

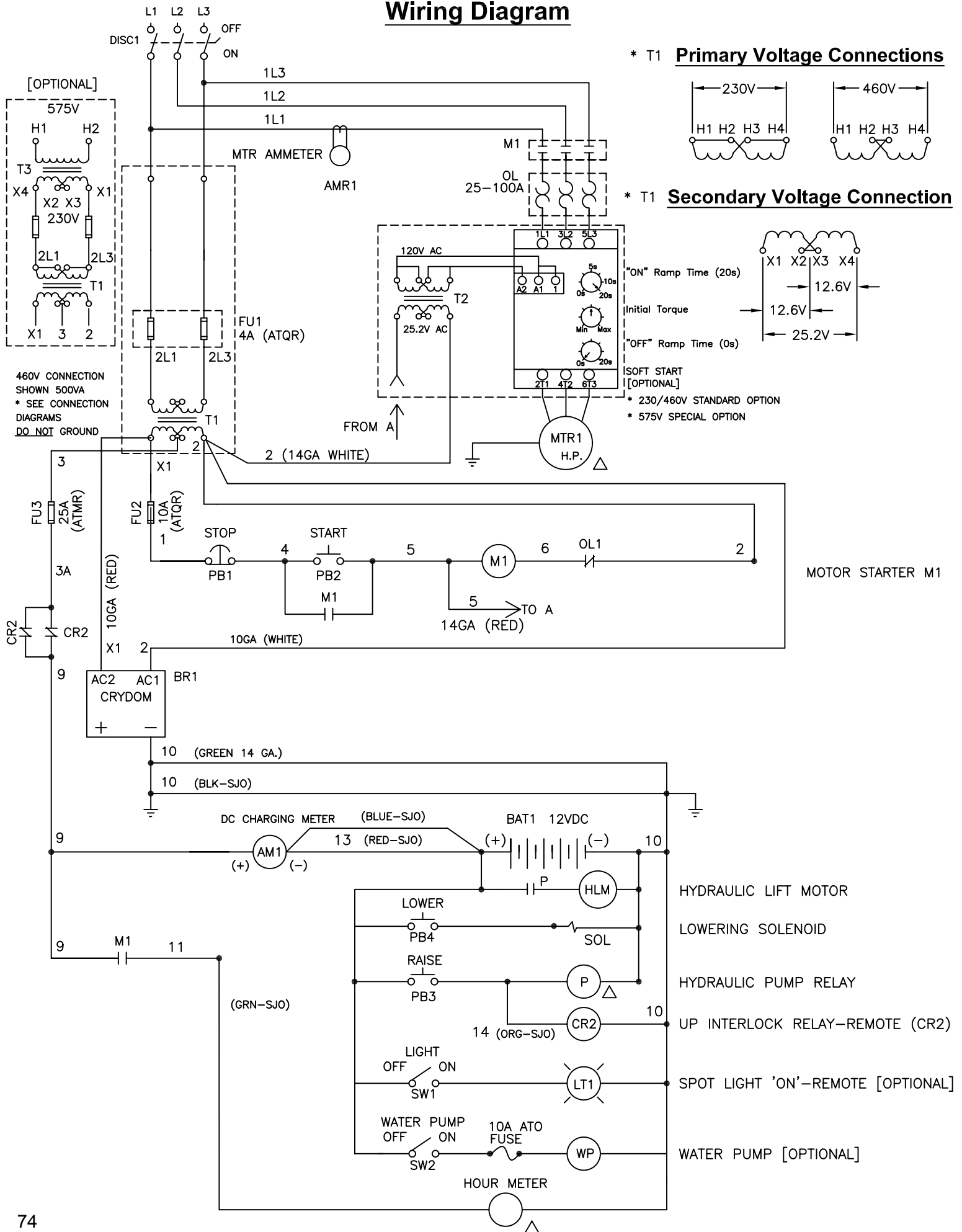
[illegible]

RECOMMENDED POWER CORD GAUGE							
HORSE POWER	PHASE	VOLTAGE	AMPS	50# CORD	100# CORD	150# CORD	200 # CORD
5hp	1ph	230v	23A	#10	#8	#6	#4
5hp	3ph	230v	12A	#14	#12	#10	#8
5hp	3ph	460v	6A	#14	#14	#12	#10
7.5hp	1ph	230v	33A	#8	#6	#6	#4
10hp	3ph	230v	24A	#10	#8	#6	#4
10hp	3ph	460v	12A	#14	#12	#10	#8
20hp	3ph	230v	52A	#6	#6	#4	#2
20hp	3ph	460v	26A	#10	#8	#6	#4
25hp	3ph	230v	58A	#6	#6	#4	#2
25hp	3ph	460v	29A	#10	#8	#6	#4
30hp	3ph	230v	74A	#6	#4	#2	#1
30hp	3ph	460v	37A	#8	#6	#4	#2
40hp	3ph	460v	48A	#6	#4	#4	#2
50hp	3ph	460v	62A	#4	#4	#2	#0

CAUTION: Use of a wire gauge that is too small will cause loss of power or overheating and will damage the electric motor.

73

# Wiring Diagram



## Blade Speed Conversion Charts

**WARNING:** Do not exceed blade speed (RPM) shown for each blade size.  
Excessive blade speed could result in blade breakage and serious personal injury!

Blade Size	Blade Shaft		Motor		Max. Depth of Cut
	No Load RPM	Sheave Size	No Load RPM	Sheave Size	
20"	2,525	4"	1,800	5.6"	7-1/2"
26"	2,000	4.5"	1,800	5"	10-1/2"
30"	1,700	5"	1,800	4.75"	11-3/4"
36"	1,350	5.3"	1,800	4"	14-3/4"
42"	1,050	6.9"	1,800	4"	16-3/4"
48"	1,050	6.9"	1,800	4"	19-3/4"

**WARNING:** When changing blade size, use chart shown below for selecting items that must be changed.

Model CC6540E	20"	26"	30"	36"	42" *	48" *
Blade Guard Assembly	6010952	6010954	6010956	6010958	6010960	6010962
Motor Sheave, 2-1/8" Bore (Sheave Size)	6010470 (5.6")	6010471 (5")	6010472 (4.75")	6012156 (4")	6012156 (4")	6012156 (4")
Blade Shaft Sheave, 1-3/4" Bore (Sheave Size)	6010658 (4")	6010545 (4.5")	6010573 (5")	6010813 (5.3")	6013047 (6.9")	6013047 (6.9")
Inner Flanges (2) (Flange Size)	6010036 (4.5")	6010036 (4.5")	6010038 (6")	6010038 (6")	6013017 (8")	6013017 (8")
Outer Flange (Flange Size)	6010037 (4.5")	6010037 (4.5")	6010039 (6")	6010039 (6")	6013018 (8")	6013018 (8")
Skid Plate Mounting Holes	Bottom Set	Bottom Set	Top Set	Top Set	Bottom Set	Bottom Set

\* Note: Items shown for 42" and 48" are for reference only. Must use complete conversion kit #6010277 when converting.

## EQUIPMENT AND PARTS WARRANTY

Diamond Products warrants all equipment manufactured by it against defects in workmanship or materials for a period of one (1) year from the date of shipment to Customer.

The responsibility of Diamond Products under this Warranty is limited to replacement or repair of defective parts at Diamond Products' Elyria, Ohio factory, or at a point designated by it, of such parts as shall appear to us upon inspection at such parts, to have been defective in material or workmanship, with expense for transportation and labor borne by Customer.

In no event shall Diamond Products be liable for consequential or incidental damages arising out of the failure of any Product to operate properly.

Integral units such as engines, electric motors, batteries, transmissions, etc., are excluded from this Warranty and are subject to the prime manufacturer's warranty.

**THIS WARRANTY IS IN LIEU OF ALL OTHER WARRANTIES, EXPRESSED OR IMPLIED, AND ALL SUCH OTHER WARRANTIES ARE HEREBY DISCLAIMED.**



333 Prospect Street, Elyria, Ohio 44035  
(440) 323-4616 • (800) 321-5336 • Fax (440) 323-8689  
[www.diamondproducts.com](http://www.diamondproducts.com)